



















Team Results

Rank	Name	NAT							SJ Pen.	Total
			D Total Rk. E Pen.	D Total Rk. E Pen.	D Total Rk. E Pen.	D Total Rk. E Pen.	D Total Rk. E Pen.	D Total Rk. E Pen.		
1	Great Britain	GBR	42.433	41.465	42.166	44.700	42.599	40.932		254.295
	HALL James			5.9 13.766 6 7.866	5.2 13.433 12 8.233		5.8 14.300 7 8.500	5.5 14.066 1 8.566		55.565
	FRASER Joe		5.6 13.700 16 8.200 0.100	6.1 14.433 2 8.333	5.6 14.100 3 8.500		6.5 15.166 3 8.666	6.0 13.900 4 7.900		71.299
	JARMAN Jake		6.3 14.500 1 8.200	5.6 13.266 14 7.666		6.0 15.200 2 9.200		4.5 12.966 17 8.466		55.932
	TULLOCH Courtney				6.1 14.633 2 8.533	5.6 14.600 4 9.000				29.233
	REGINI-MORAN Giarnni		5.7 14.233 4 8.533			5.6 14.900 3 9.300	5.7 13.133 21 7.433			42.266







Team Results

Rank	Name	NAT													SJ Pen.	Total
			D Total Rk. E Pen.		D Total Rk. E Pen.		D Total Rk. E Pen.		D Total Rk. E Pen.		D Total Rk. E Pen.		D Total Rk. E Pen.			
2	Italy	ITA	42.166		40.299		40.398		42.700		42.166		39.765			247.494
	BARTOLINI Nicola		5.9 14.433 2 8.533	5.2 13.366 13 8.166			5.2 14.500 5 9.300	5.0 13.733 19 8.733	4.4 12.666 20 8.266							68.698
	CASALI Lorenzo Minh		6.0 13.833 13 8.133 0.300		5.1 13.566 7 8.466	5.6 14.500 7 8.900	5.6 13.833 14 8.233									55.732
	CINGOLANI Andrea				5.7 13.466 10 7.766											13.466
	LEVANTESI Matteo			4.8 13.100 18 8.300		5.2 13.700 21 8.600 0.100	5.6 14.600 6 9.000	5.1 13.333 11 8.233								54.733
	ABBADINI Yumin		5.4 13.900 10 8.500	5.5 13.833 5 8.333	5.0 13.366 13 8.366				5.6 13.766 6 8.166						54.865	







Team Results

Rank	Name	NAT							SJ Pen.	Total
			D Total Rk. E Pen.	D Total Rk. E Pen.	D Total Rk. E Pen.	D Total Rk. E Pen.	D Total Rk. E Pen.	D Total Rk. E Pen.		
3	Turkey	TUR	40.799	38.632	42.499	43.433	41.599	39.200		246.162
	ARICAN Ferhat			5.9 14.266 3 8.366		5.2 14.200 14 9.100 0.100	6.5 15.200 2 8.700	4.7 12.700 19 8.000		56.366
	SENER Kerem									0.000
	ONDER Ahmet		5.8 14.233 5 8.433	5.3 12.333 21 7.033	5.5 13.666 5 8.166	5.2 14.000 17 8.900 0.100	5.8 12.533 24 6.733	5.5 12.600 21 7.100		79.365
	ASIL Adem		5.8 13.900 11 8.200 0.100	5.0 12.033 23 7.033	6.3 14.800 1 8.500	6.0 15.233 1 9.233	5.6 13.866 13 8.266	5.4 13.900 3 8.500		83.732
	KOSAK Mehmet Ayberk		5.4 12.666 22 7.266		6.1 14.033 4 7.933					26.699







Team Results

Rank	Name	NAT													SJ Pen.	Total
			D Total Rk. E Pen.	D Total Rk. E Pen.	D Total Rk. E Pen.	D Total Rk. E Pen.	D Total Rk. E Pen.	D Total Rk. E Pen.	D Total Rk. E Pen.	D Total Rk. E Pen.						
4	Switzerland	SUI	40.965	39.366	39.566	41.932	42.166	39.999							243.994	
	SEIFERT Noe		5.8 13.866 12 8.066	5.6 12.466 20 6.866	5.0 13.366 13 8.366	4.8 14.066 15 9.266	6.1 14.733 4 8.633	5.7 14.000 2 8.300							82.497	
	FREY Andrin		5.9 13.166 20 7.266	5.0 13.200 15 8.200		5.6 13.400 23 7.800								39.766		
	KRATTER Moreno		5.9 13.933 8 8.033			5.2 14.466 8 9.266		5.5 13.533 7 8.033						41.932		
	PFYL Marco				4.8 13.100 21 8.300		5.7 13.333 20 7.633	5.1 12.466 23 7.366						38.899		
	TAMSEL Dominic			5.4 13.700 7 8.300	4.5 13.100 20 8.600		5.5 14.100 8 8.600							40.900		







Team Results

Rank	Name	NAT													SJ Pen.	Total
			D Total Rk. E Pen.		D Total Rk. E Pen.		D Total Rk. E Pen.		D Total Rk. E Pen.		D Total Rk. E Pen.		D Total Rk. E Pen.			
5	France	FRA	41.266		39.798		39.532		41.899		42.532		38.765			243.792
	OSBERGER Benjamin		5.6 14.166 6 8.566	5.8 13.166 17 7.366			4.8 13.266 24 8.766 0.300									40.598
	SALADINO Leo		5.6 13.500 18 7.900	5.1 13.166 16 8.066	5.1 13.433 11 8.333	5.6 14.300 11 8.800 0.100	5.7 14.033 11 8.333	5.0 12.466 22 7.466								80.898
	DEGOUY Paul		5.3 13.600 17 8.300		4.7 12.866 23 8.166	5.2 14.333 9 9.133	5.5 13.766 17 8.266	5.3 13.333 12 8.033								67.898
	BERNARD Cameron-Lie				5.2 13.233 17 8.033		6.3 14.733 5 8.433									27.966
	SALEUR Julien			5.1 13.466 11 8.366				4.7 12.966 18 8.266								26.432







Team Results



Rank	Name	NAT													SJ Pen.	Total
			D Total Rk. E Pen.		D Total Rk. E Pen.		D Total Rk. E Pen.		D Total Rk. E Pen.		D Total Rk. E Pen.		D Total Rk. E Pen.			
6	Hungary	HUN	41.699		40.599		39.999		41.965		41.599		37.666		243.527	
	MESZAROS Krisztofer		6.0 14.433 3 8.433	5.7 14.066 4 8.366	4.4 13.100 19 8.700	5.2 14.266 12 9.066	5.9 13.766 18 7.866	5.5 13.500 9 8.000							83.131	
	BALAZS Krisztian		5.4 13.166 19 7.766	4.9 13.100 19 8.200			6.1 13.833 16 7.733	5.6 13.866 5 8.266							53.965	
	TOMCSANYI Benedek			5.4 13.433 12 8.033	5.1 13.533 9 8.433	4.8 13.833 20 9.033									40.799	
	KARDOS Botond		5.4 14.100 7 8.700			4.8 13.866 19 9.066	5.2 14.000 12 8.800	3.9 10.300 24 6.400							52.266	
	KISS Balazs				5.1 13.366 15 8.266										13.366	

Team Results

Rank	Name	NAT													SJ Pen.	Total
			D Total Rk. E Pen.		D Total Rk. E Pen.		D Total Rk. E Pen.		D Total Rk. E Pen.		D Total Rk. E Pen.		D Total Rk. E Pen.			
7	Germany	GER	35.999		41.765		38.632		42.532		42.365		40.066			241.359
	DAUSER Lukas		5.3 8.433	13.733 15			5.2 7.866	13.066 22	4.8 9.166	13.966 18	6.6 8.933	15.533 1	5.3 8.000	13.300 13		69.598
	DUNKEL Nils				6.1 8.366	14.466 1	5.0 7.000	12.000 24			5.6 8.466	14.066 9				40.532
	TREBING Glenn		4.9 6.700	10.900 24	5.4 8.233	13.633 9					5.2 7.566	12.766 23				37.299
	TOBA Andreas				5.6 8.066	13.666 8	5.5 8.066	13.566 8	5.2 8.866	14.066 16			5.4 7.866	13.266 14		54.564
	KOCHAN Lucas		5.6 6.166	11.366 23					5.2 9.300	14.500 5			5.2 8.300	13.500 8		39.366

Team Results

Rank	Name	NAT													SJ Pen.	Total
			D Total Rk. E Pen.	D Total Rk. E Pen.	D Total Rk. E Pen.	D Total Rk. E Pen.	D Total Rk. E Pen.	D Total Rk. E Pen.	D Total Rk. E Pen.	D Total Rk. E Pen.						
8	Spain	ESP	40.566	37.166	40.065	42.166	40.832	39.599							240.394	
	ZAPATA Rayderley		5.9 12.833 21 6.933		5.5 13.266 16 7.766	5.6 13.600 22 8.100 0.100									39.699	
	PLATA Joel		6.0 13.933 9 7.933	5.4 12.200 22 6.800	5.0 13.166 18 8.166	5.6 14.333 10 8.833 0.100			5.4 13.166 15 7.766						66.798	
	ABAD Nestor				5.3 13.633 6 8.333			5.8 14.066 10 8.266	5.3 13.400 10 8.100						41.099	
	MIR Nicolau		5.3 13.800 14 8.500	4.3 11.333 24 7.033		5.2 14.233 13 9.033	5.2 12.933 22 7.733	4.7 13.033 16 8.333							65.332	
	DIALLO Thierno			5.7 13.633 10 7.933				5.9 13.833 15 7.933							27.466	

LEGEND	 Horizontal bar	 Parallel bars	 Vault	 Rings	 Pommel horse	 Floor exercise
	E Execution	D Difficulty	Rk. Ranking	Pen. Penalty		