



















Team Results

Rank	Name	NAT							SJ Pen.	Total
			D Total Rk. E Pen.	D Total Rk. E Pen.	D Total Rk. E Pen.	D Total Rk. E Pen.	D Total Rk. E Pen.	D Total Rk. E Pen.		
1	Great Britain	GBR	42.365	41.666	42.532	44.599	43.865	40.800		255.827 Q
	HALL James			5.9 13.933 10 8.033	5.2 13.533 29 8.333		5.8 14.133 16 8.333	5.5 13.900 7 8.400		55.499
	FRASER Joe		5.6 13.633 29 8.033	6.1 14.600 1 8.500	5.6 14.266 9 8.666		6.5 15.066 1 8.566	5.5 13.700 15 8.200		71.265
	JARMAN Jake		6.3 14.466 4 8.166			5.6 14.833 4 9.233		4.6 13.200 41 8.600		42.499
	TULLOCH Courtney				6.1 14.733 4 8.633	5.6 14.800 7 9.200				29.533
	REGINI-MORAN Giarnni		5.9 14.266 8 8.366	5.4 13.133 39 7.733		5.6 14.966 3 9.366	6.1 14.666 6 8.566			57.031







Team Results

Rank	Name	NAT							SJ Pen.	Total
			D Total Rk. E Pen.	D Total Rk. E Pen.	D Total Rk. E Pen.	D Total Rk. E Pen.	D Total Rk. E Pen.	D Total Rk. E Pen.		
2	Turkey	TUR	41.032	41.100	43.066	44.166	43.499	39.999		252.862 Q
	ARICAN Ferhat			5.8 14.300 7 8.500		5.2 14.433 21 9.233	6.5 14.700 5 8.200	4.7 13.133 43 8.433		56.566
	SENER Kerem									0.000
	ONDER Ahmet		5.8 14.266 5 8.566	5.5 13.500 24 8.000	5.8 13.933 15 8.133	5.2 14.533 13 9.333	6.6 14.666 7 8.066	5.9 14.233 2 8.333		85.131
	ASIL Adem		5.8 14.266 7 8.466	5.0 13.300 27 8.300	6.3 14.933 2 8.633	6.0 15.200 1 9.200	5.6 14.133 15 8.533	4.7 12.633 60 7.933		84.465
	KOSAK Mehmet Ayberk		5.5 12.500 83 7.000		6.1 14.200 10 8.100					26.700







Team Results

Rank	Name	NAT							SJ Pen.	Total
			D Total Rk. E Pen.	D Total Rk. E Pen.	D Total Rk. E Pen.	D Total Rk. E Pen.	D Total Rk. E Pen.	D Total Rk. E Pen.		
3	Spain	ESP	42.266	40.332	41.132	44.066	43.133	41.200		252.129 Q
	ZAPATA Rayderley		6.0 14.233 9 8.233		5.5 14.033 12 8.533	5.6 14.600 10 9.000				42.866
	PLATA Joel		6.0 14.033 12 8.033	5.4 13.566 22 8.166	5.0 13.433 32 8.433	5.6 14.766 8 9.166		5.9 14.000 5 8.100		69.798
	ABAD Nestor				5.3 13.666 23 8.366		5.8 14.400 9 8.600	5.3 13.800 10 8.500		41.866
	MIR Nicolau		5.7 14.000 14 8.300	4.8 13.000 44 8.200		5.2 14.700 9 9.500	5.9 14.633 8 8.733	4.9 13.400 26 8.500		69.733
	DIALLO Thierno			5.8 13.766 14 7.966			5.9 14.100 19 8.200			27.866







Team Results

Rank	Name	NAT													SJ Pen.	Total
			D Total Rk. E Pen.		D Total Rk. E Pen.		D Total Rk. E Pen.		D Total Rk. E Pen.		D Total Rk. E Pen.		D Total Rk. E Pen.			
4	Italy	ITA	42.533		39.265		40.699		42.699		42.599		40.699			248.494 Q
	BARTOLINI Nicola		5.9 14.500 1 8.600	5.2 13.566 20 8.366			5.2 14.300 26 9.200 0.100	5.0 13.633 39 8.633								55.999
	CASALI Lorenzo Minh		6.0 14.200 10 8.200	4.8 12.833 51 8.033	5.1 13.500 31 8.400	5.6 14.466 19 8.966 0.100	5.6 14.166 14 8.566	5.1 13.366 31 8.266								82.531
	CINGOLANI Andrea				6.0 14.066 11 8.066											14.066
	LEVANTESI Matteo			5.0 12.866 50 7.866	4.7 13.133 47 8.433	5.2 13.933 51 9.033 0.300	5.6 14.800 2 9.200	5.1 13.533 21 8.433								68.265
	ABBADINI Yumin		5.4 13.833 19 8.433							5.6 13.800 11 8.200					27.633	







Team Results

Rank	Name	NAT													SJ Pen.	Total
			D Total Rk. E Pen.	D Total Rk. E Pen.	D Total Rk. E Pen.	D Total Rk. E Pen.	D Total Rk. E Pen.	D Total Rk. E Pen.	D Total Rk. E Pen.	D Total Rk. E Pen.						
5	France	FRA	40.965		40.932		40.000		43.066		42.198		39.732			246.893 Q
	OSBERGER Benjamin		5.6 13.866 17 8.366 0.100	5.7 14.366 5 8.666	4.3 13.100 50 8.800							41.332				
	SALADINO Leo		5.6 13.366 38 7.766	5.1 13.066 41 7.966	5.1 13.700 22 8.600	5.6 14.600 10 9.000	5.7 13.866 28 8.166	5.0 13.033 45 8.033				81.631				
	DEGOUY Paul		5.3 13.733 25 8.433			4.7 13.200 43 8.500	5.2 14.400 22 9.300 0.100	5.5 14.066 21 8.566	5.3 13.833 8 8.533				69.232			
	BERNARD Cameron-Lie								6.3 14.266 11 7.966				14.266			
	SALEUR Julien				5.1 13.500 23 8.400			4.8 14.066 37 9.266			4.7 12.866 50 8.166				40.432	







Team Results

Rank	Name	NAT							SJ Pen.	Total
			D Total Rk. E Pen.	D Total Rk. E Pen.	D Total Rk. E Pen.	D Total Rk. E Pen.	D Total Rk. E Pen.	D Total Rk. E Pen.		
6	Switzerland	SUI	41.799	39.366	39.999	41.865	41.399	41.532		245.960 Q
	SEIFERT Noe		5.8 13.933 16 8.133	5.7 13.666 15 7.966	5.0 13.600 25 8.600	4.8 14.066 37 9.266	5.9 13.633 41 7.733	5.7 14.133 3 8.433		83.031
	FREY Andrin		6.0 14.033 12 8.033			5.0 14.233 30 9.233				28.266
	KRATTER Moreno		5.9 13.833 21 7.933					5.5 13.566 20 8.066		27.399
	PFYL Marco			4.4 12.500 62 8.100	4.8 13.066 52 8.266	4.8 13.566 70 9.066 0.300	6.1 13.700 35 7.600	5.6 13.833 9 8.233		66.665
	TAMSEL Dominic			5.1 13.200 36 8.100	4.5 13.333 36 8.833		5.5 14.066 21 8.566			40.599







Team Results

Rank	Name	NAT							SJ Pen.	Total
			D Total Rk. E Pen.	D Total Rk. E Pen.	D Total Rk. E Pen.	D Total Rk. E Pen.	D Total Rk. E Pen.	D Total Rk. E Pen.		
7	Germany	GER	40.799	41.898	40.699	41.599	41.098	39.566		245.659 Q
	DAUSER Lukas		5.3 13.766 23 8.466		5.2 13.333 37 8.133	4.8 13.633 68 8.933 0.100	6.4 14.766 4 8.366	5.3 13.500 22 8.200		68.998
	DUNKEL Nils			6.1 14.366 6 8.266	5.3 13.400 34 8.100		5.6 13.566 42 7.966			41.332
	TREBING Glenn		5.5 13.800 22 8.300	5.8 13.666 16 7.866		4.8 13.766 65 8.966		4.9 12.333 77 7.433		53.565
	TOBA Andreas			5.6 13.866 11 8.266	5.5 13.966 14 8.466		5.0 12.766 69 7.766			40.598
	KOCHAN Lucas		5.4 13.233 48 7.833			5.2 14.200 32 9.300 0.300		5.2 13.733 13 8.533		41.166







Team Results

Rank	Name	NAT													SJ Pen.	Total
			D Total Rk. E Pen.		D Total Rk. E Pen.		D Total Rk. E Pen.		D Total Rk. E Pen.		D Total Rk. E Pen.		D Total Rk. E Pen.			
8	Hungary	HUN	40.832		39.332		39.999		42.233		41.865		40.666			244.927 Q
	MESZAROS Krisztofer		6.0 8.500	14.500 2	5.7 7.533	13.233 35	4.4 8.633	13.033 53	5.2 9.300	14.400 22	5.9 8.333	14.233 12	5.5 8.100	13.600 18		82.999
	BALAZS Krisztian		5.4 7.666	12.966 62							5.8 8.166	13.966 26	5.6 8.133	13.733 14		40.665
	TOMCSANYI Benedek				5.8 7.133	12.933 47	5.1 8.266	13.366 35	4.8 9.133	13.933 50						40.232
	KARDOS Botond		5.4 7.966	13.366 37					4.8 9.100	13.900 53	5.2 8.466	13.666 37	5.0 8.333	13.333 33		54.265
	KISS Balazs				5.4 7.766	13.166 38	5.1 8.500	13.600 26								26.766







Team Results

Rank	Name	NAT													SJ Pen.	Total
			D Total Rk. E Pen.		D Total Rk. E Pen.		D Total Rk. E Pen.		D Total Rk. E Pen.		D Total Rk. E Pen.		D Total Rk. E Pen.			
9	Ukraine	UKR	40.032		39.266		40.766		43.699		41.199		38.499			243.461
	KOVTUN Illia		6.1 14.466 3 8.366	6.3 13.366 26 7.066			5.2 14.400 22 9.300 0.100	6.3 14.766 3 8.466	5.3 12.433 73 7.133							69.431
	PAKHNIUK Petro		5.4 12.600 81 7.200		4.4 12.733 77 8.333	5.2 14.466 16 9.266	6.0 13.000 61 7.000	5.0 13.333 33 8.333								66.132
	KOLODII Pantely			5.3 13.100 40 7.800	5.0 13.633 24 8.633				4.5 12.733 56 8.233						39.466	
	RADIVILOV Igor		5.2 12.966 61 8.066 0.300		6.0 14.400 8 8.400	5.6 14.833 4 9.233									42.199	
	MELNYKOV Mykyta			5.6 12.800 54 7.200			6.0 13.433 47 7.433								26.233	







Team Results

Rank	Name	NAT													SJ Pen.	Total
			D Total Rk. E Pen.		D Total Rk. E Pen.		D Total Rk. E Pen.		D Total Rk. E Pen.		D Total Rk. E Pen.		D Total Rk. E Pen.			
10	Romania	ROU	39.333		37.566		41.532		42.799		41.366		39.233			241.829
	BURTANETE Gabriel		5.6 7.500	13.100 59	4.4 8.300	12.700 56	4.9 8.833	13.733 19	5.6 9.233	14.833 4		4.2 8.633	12.833 52		67.199	
	MUNTEAN Andrei Vasile		5.3 8.000	13.300 42			5.3 8.533	13.833 17			5.9 8.233	14.133 17			41.266	
	BURTANETE Robert		5.2 7.833	12.933 63	4.1 8.366	12.466 63			5.2 9.066	13.966 49	4.9 8.633	13.533 43			52.898	
	MARC Razvan-Denis				4.3 8.100	12.400 64	5.3 8.666	13.966 13	4.8 9.200	14.000 44	5.2 8.500	13.700 34	4.9 8.500	13.400 26		67.466
	MODOIANU-ZSEDER Toma Roland											4.9 8.100	13.000 47		13.000	







Team Results

Rank	Name	NAT							SJ Pen.	Total
			D Total Rk. E Pen.	D Total Rk. E Pen.	D Total Rk. E Pen.	D Total Rk. E Pen.	D Total Rk. E Pen.	D Total Rk. E Pen.		
11	Netherlands	NED	39.766	38.132	38.799	42.300	41.599	40.298		240.894
	DE MUNCK Loran			6.3 14.566 2 8.266	4.6 13.133 46 8.533		5.6 13.800 31 8.200			41.499
	HAGENAAR Jordi		5.1 13.033 60 7.933	4.2 11.566 88 7.366	4.4 12.800 71 8.400	4.8 13.900 53 9.100	5.0 13.633 39 8.633	5.2 13.566 19 8.366		78.498
	DE VEER Martijn		5.2 13.633 28 8.433			4.8 14.100 35 9.300		4.9 13.266 37 8.366		40.999
	GRUENBERG Jermain			4.3 12.000 74 7.700	4.2 12.866 65 8.666		5.5 14.166 13 8.666	4.6 13.466 23 8.866		52.498
	RAMSAHAI Yazz		5.6 13.100 58 7.900			5.2 14.300 26 9.200			0.100	27.400







Team Results

Rank	Name	NAT													SJ Pen.	Total
			D Total Rk. E Pen.		D Total Rk. E Pen.		D Total Rk. E Pen.		D Total Rk. E Pen.		D Total Rk. E Pen.		D Total Rk. E Pen.			
12	Belgium	BEL	39.099		37.299		39.232		42.799		41.033		41.265			240.727
	VAN DEN KEYBUS Luka		5.6 12.500 84 6.900		4.3 12.766 75 8.466	5.2 14.066 39 9.166 0.300		4.8 13.500 46 8.700	5.4 13.466 24 8.066							66.298
	ONOSHIMA Takumi		5.7 13.866 18 8.166	3.8 11.166 95 7.366	4.4 13.133 45 8.733		5.3 13.533 44 8.233	4.9 13.733 12 8.833								65.431
	CUYLE Glen				5.7 13.333 38 7.633	5.2 14.233 31 9.133 0.100										27.566
	CUYLE Nicola		5.5 12.733 71 7.333 0.100	5.1 12.900 48 7.800												25.633
	KUAVITA Noah			5.2 13.233 33 8.033		5.2 14.500 14 9.300	5.9 14.000 24 8.100	5.8 14.066 4 8.266								55.799







Team Results

Rank	Name	NAT							SJ Pen.	Total
			D Total Rk. E Pen.	D Total Rk. E Pen.	D Total Rk. E Pen.	D Total Rk. E Pen.	D Total Rk. E Pen.	D Total Rk. E Pen.		
13	Austria	AUT	39.033	39.332	40.732	41.433	38.666	39.299		238.495
	HOECK Vinzenz				6.2 14.866 3 8.666			4.5 13.300 35 8.800		28.166
	BENDA Alexander		5.6 13.500 33 7.900		4.3 12.866 66 8.566	4.8 13.800 61 9.000	4.7 13.166 54 8.466	5.1 13.366 31 8.266		66.698
	ARNOLD Manuel Helmut		4.5 12.833 65 8.333	5.3 13.566 21 8.266	4.9 13.000 58 8.100		4.2 12.700 73 8.500			52.099
	RUDY Ricardo			4.8 13.233 31 8.433		4.8 13.833 58 9.133 0.100				27.066
	MATIEV Askhab		5.1 12.700 75 7.600	4.3 12.533 60 8.233		4.8 13.800 61 9.000	4.2 12.800 67 8.600	4.1 12.633 59 8.533		64.466







Team Results

Rank	Name	NAT							SJ Pen.	Total
			D Total Rk. E Pen.	D Total Rk. E Pen.	D Total Rk. E Pen.	D Total Rk. E Pen.	D Total Rk. E Pen.	D Total Rk. E Pen.		
14	Finland	FIN	41.166	38.899	38.932	40.099	39.566	39.532		238.194
	KANERVA Tarmo					4.4 13.466 73 9.066				13.466
	KIRMES Oskar			4.7 12.400 65 7.700	4.6 12.700 79 8.100		5.0 13.233 52 8.233	4.7 12.866 50 8.166		51.199
	KIRMES Robert		5.6 13.833 20 8.233	5.2 13.266 29 8.066	4.7 13.266 40 8.566	4.0 13.000 90 9.000	4.9 12.933 63 8.033	4.9 13.400 26 8.500		79.698
	KOSKI Elias		5.1 13.200 49 8.100	4.7 13.233 30 8.533	4.7 12.966 60 8.266	4.8 13.633 69 8.833	5.1 13.400 48 8.300	4.9 13.266 37 8.366		79.698
	SORAVUO Emil		5.5 14.133 11 8.633							14.133







Team Results

Rank	Name	NAT													SJ Pen.	Total
			D Total Rk. E Pen.		D Total Rk. E Pen.		D Total Rk. E Pen.		D Total Rk. E Pen.		D Total Rk. E Pen.					
15	Norway	NOR	39.899		36.765		39.899		42.633		40.132		38.832			238.160
	HEGGENSNES Sofus		5.0 8.333	13.333 39	5.1 7.866	12.966 46	4.6 8.700	13.300 39	5.2 9.300	14.500 14	5.2 8.466	13.666 37	5.2 8.466	13.666 16		81.431
	WIBYE Harald				3.9 8.033	11.933 77					5.1 8.866	13.966 25	4.5 8.066	12.566 66		38.465
	KARLSEN Jacob		4.5 8.800	13.300 40			5.3 8.433	13.733 20	4.8 9.333	14.133 34			3.8 8.800	12.600 62		53.766
	SKOGVANG Peder		5.4 7.966	13.266 43	4.0 7.866	11.866 81			4.8 9.200	14.000 44						39.132
	AMBLIE Joar						4.3 8.566	12.866 66			3.7 8.800	12.500 82				25.366







Team Results

Rank	Name	NAT													SJ Pen.	Total
			D Total Rk. E Pen.		D Total Rk. E Pen.		D Total Rk. E Pen.		D Total Rk. E Pen.		D Total Rk. E Pen.		D Total Rk. E Pen.			
16	Israel	ISR	40.498		39.099		39.366		41.133		39.732		38.266			238.094
	DOLGOPYAT Artem		6.1 14.266 6 8.466 0.300				5.2 14.433 20 9.333 0.100	5.3 13.833 29 8.533	4.7 12.833 55 8.133							55.365
	PYATOV Ron				4.2 12.800 69 8.600											12.800
	MYAKININ Alexander			5.5 13.233 34 7.733						5.8 13.400 30 7.600					26.633	
	GULIDOV Pavel		5.2 12.466 85 7.466 0.200	4.6 12.633 58 8.033	5.4 13.566 27 8.166	5.2 14.200 33 9.100 0.100	5.2 13.166 55 7.966									66.031
	ZEIDEL Uri		5.5 13.766 24 8.266	5.0 13.233 32 8.233	4.3 13.000 56 8.700	4.8 12.500 103 8.000 0.300	4.6 12.733 71 8.133	4.3 12.033 90 7.733								77.265







Team Results

Rank	Name	NAT							SJ Pen.	Total
			D Total Rk. E Pen.	D Total Rk. E Pen.	D Total Rk. E Pen.	D Total Rk. E Pen.	D Total Rk. E Pen.	D Total Rk. E Pen.		
17	Sweden	SWE	39.066	37.799	38.266	41.166	40.666	38.399		235.362
	IDESJOE Karl		5.0 12.600 80 7.700 0.100		4.5 13.233 42 8.733	4.8 13.733 66 8.933	5.3 14.066 20 8.766	4.8 12.966 49 8.166		66.598
	LENBERG Joakim		4.7 13.233 47 8.533	4.4 11.633 87 7.233	3.7 12.400 87 8.700	4.8 13.400 75 8.700 0.100	4.4 12.800 68 8.400			63.466
	RUMBUTIS David		4.6 13.233 45 8.633	5.1 12.766 55 7.666	4.0 12.633 80 8.633	4.8 14.033 41 9.233	5.0 13.800 30 8.800	4.9 13.100 44 8.200		79.565
	SUNDELL William			5.2 13.400 25 8.200						13.400
	VANSTROEM Kim						4.0 12.333 75 8.333			12.333







Team Results

Rank	Name	NAT							SJ Pen.	Total
			D Total Rk. E Pen.	D Total Rk. E Pen.	D Total Rk. E Pen.	D Total Rk. E Pen.	D Total Rk. E Pen.	D Total Rk. E Pen.		
18	Bulgaria	BUL	36.432	39.199	38.532	42.565	39.266	38.966		234.960
	ALEKSANDROV Yordan		5.1 11.633 102 6.733 0.200		4.8 13.166 44 8.366	4.8 13.833 59 9.033	5.5 12.200 87 6.700	5.2 13.633 17 8.433		64.465
	HUDDLESTON David		5.6 11.666 101 6.066	5.1 13.633 17 8.533	5.3 13.133 49 7.833	5.2 14.266 29 9.166 0.100	5.7 14.333 10 8.633	4.4 12.833 54 8.433		79.864
	DIMITROV Dimitar				4.7 12.233 93 7.533	5.2 14.466 16 9.266				26.699
	TRIFONOV Teodor		5.5 13.133 55 7.633	4.6 12.266 67 7.666			4.3 12.733 70 8.433	4.2 12.500 69 8.300		50.632
	RADKOV Rayan			5.0 13.300 27 8.300						13.300







Team Results

Rank	Name	NAT							SJ Pen.	Total
			D Total Rk. E Pen.	D Total Rk. E Pen.	D Total Rk. E Pen.	D Total Rk. E Pen.	D Total Rk. E Pen.	D Total Rk. E Pen.		
19	Ireland	IRL	39.199	38.733	38.632	42.232	38.265	37.332		234.393
	MC CLENAGHAN Rhys			5.9 14.200 9 8.300						14.200
	CUNNINGHAM Dominick		5.7 13.966 15 8.266		5.1 12.966 61 7.866	5.2 14.466 16 9.266	5.1 13.233 53 8.133	4.7 13.166 42 8.466		67.797
	FOX Daniel			4.6 12.800 53 8.200	5.7 13.733 21 8.033	4.0 13.200 79 9.200	5.0 12.866 66 7.866	3.5 11.966 92 8.466		64.565
	MONTGOMERY Eamon		5.8 12.833 69 7.033							12.833
	MC ATEER Ewan		5.1 12.400 89 7.300	4.0 11.733 83 7.733	3.9 11.933 101 8.033	5.2 14.566 12 9.366	4.2 12.166 88 7.966	4.0 12.200 84 8.200		74.998







Team Results

Rank	Name	NAT							SJ Pen.	Total
			D Total Rk. E Pen.	D Total Rk. E Pen.	D Total Rk. E Pen.	D Total Rk. E Pen.	D Total Rk. E Pen.	D Total Rk. E Pen.		
20	Cyprus	CYP	39.332	35.099	38.232	40.033	37.566	39.599		229.861
	GEORGIU Marios		5.5 13.533 32 8.033	6.2 12.033 72 5.833				5.8 14.233 1 8.433		39.799
	GEORGIU Ilias									0.000
	ANGONAS Georgios		4.8 12.666 77 7.866	3.9 12.000 73 8.100	4.0 12.166 95 8.166	4.8 13.200 81 0.300	5.1 13.666 36 8.566	4.8 13.233 39 8.433		76.931
	PILAKOURIS Sokratis				5.9 13.933 16 8.033	4.0 12.933 93 9.033	3.6 11.200 100 0.100	7.600		38.066
	CHARI Michalis		5.5 13.133 54 7.733	3.6 11.066 96 0.100	4.3 12.133 96 7.466	4.8 13.900 53 9.100	4.2 12.700 73 8.500	3.8 12.133 89 8.333		75.065







Team Results

Rank	Name	NAT							SJ Pen.	Total
			D Total Rk. E Pen.	D Total Rk. E Pen.	D Total Rk. E Pen.	D Total Rk. E Pen.	D Total Rk. E Pen.	D Total Rk. E Pen.		
21	Greece	GRE	37.032	34.733	41.000	39.666	38.365	37.366		228.162
	PETROUNIAS Eleftherios				6.2 15.100 1 8.900					15.100
	KELESIDIS Georgios			5.2 12.200 71 7.000			4.4 12.333 86 7.933			24.533
	GKINIS Stavros		5.0 12.666 78 7.766 0.100		5.1 13.100 51 8.000	4.0 12.833 98 8.933 0.100	4.5 13.066 59 8.566	4.0 12.500 68 8.500		64.165
	KANELLOS Apostolos		4.5 12.566 82 8.066	5.3 11.733 85 6.433		4.0 12.933 94 8.933	4.1 12.966 62 8.866	4.7 12.633 60 7.933		62.831
	KRANITIS Nikolaos		4.8 11.800 97 7.100 0.100	3.7 10.800 101 7.100	4.2 12.800 69 8.600	4.8 13.900 53 9.100		4.1 12.233 80 8.133		61.533







Team Results

Rank	Name	NAT													SJ Pen.	Total
			D Total Rk. E Pen.		D Total Rk. E Pen.		D Total Rk. E Pen.		D Total Rk. E Pen.		D Total Rk. E Pen.		D Total Rk. E Pen.			
22	Lithuania	LTU	38.633		36.566		34.632		38.765		39.099		39.232			226.927
	TVOROGAL Robert												5.6 8.366	13.966 6		13.966
	CHASAZYROVAS Gytis		5.8 7.900	13.100 57 0.600	6.0 7.633	13.633 18 7.633	4.7 6.300	11.000 108 6.300	5.2 7.966	13.066 87 0.100	5.0 8.300	13.300 51 8.300	3.9 8.400	12.300 78 8.400		76.399
	KUZMICKAS Tomas		5.0 8.133	13.133 52 7.700	4.5 12.200	70 7.700	4.1 8.166	12.266 91 8.166	4.8 8.266	13.066 86 8.266	4.8 8.533	13.333 49 8.533	4.7 8.266	12.966 48 8.266		76.964
	LIASKINAS Ernestas				4.0 6.733	10.733 103 6.733			4.8 7.833	12.633 102 7.833						23.366
	KUZMICKAS Titas		4.0 8.400	12.400 88 8.400			3.5 7.866	11.366 105 7.866			3.7 8.766	12.466 83 8.766				36.232







Team Results

Rank	Name	NAT							SJ Pen.	Total
			D Total Rk. E Pen.	D Total Rk. E Pen.	D Total Rk. E Pen.	D Total Rk. E Pen.	D Total Rk. E Pen.	D Total Rk. E Pen.		
23	Portugal	POR	40.300	35.265	37.100	41.032	35.432	37.898	1.0	226.027
	ALMEIDA Filipe					5.2 13.066 87 7.966 0.100		3.9 12.666 57 8.766		25.732
	CAMPOS Guilherme		5.4 13.300 41 8.000 0.100	3.4 10.933 97 7.533	4.2 12.500 85 8.300	5.2 14.066 40 8.966 0.100	4.1 11.666 95 7.566	4.0 12.566 65 8.566		75.031
	CATARINO Joel				4.4 12.000 100 7.600		3.9 11.200 101 7.300	4.3 12.666 58 8.366		35.866
	MARQUES Marcelo		5.4 13.600 30 8.200	5.2 11.766 82 6.566						25.366
	NOGUEIRA Jose		5.3 13.400 36 8.200 0.100	3.9 12.566 59 8.666	4.2 12.600 82 8.400	4.8 13.900 53 9.100	4.1 12.566 79 8.466			65.032







Team Results







Rank	Name	NAT							SJ Pen.	Total
			D Total Rk. E Pen.	D Total Rk. E Pen.	D Total Rk. E Pen.	D Total Rk. E Pen.	D Total Rk. E Pen.	D Total Rk. E Pen.		
24	Azerbaijan	AZE	38.833	30.399	40.499	40.332	38.100	37.799		225.962
	GAHRAMANOV Aghamurad		5.5 12.433 87 6.933	3.6 9.300 110 5.700	4.0 12.066 97 8.066	4.8 13.533 72 8.833 0.100	4.6 12.600 78 8.000	4.5 11.566 96 7.066		71.498
	SAFAROV Mansum		5.0 12.800 70 7.800	3.9 8.866 112 4.966		4.0 12.466 104 8.766 0.300	3.7 11.700 94 8.000			45.832
	SIMONOV Nikita				6.0 14.600 7 8.600			4.2 12.833 52 8.633		27.433
	TIKHONOV Ivan		5.6 13.600 31 8.100 0.100	5.7 12.233 69 6.533	5.7 13.833 18 8.133	5.2 14.333 25 9.233 0.100	5.6 13.800 31 8.200	5.1 13.400 29 8.300		81.199

Team Results







Rank	Name	NAT							SJ Pen.	Total
			D Total Rk. E Pen.	D Total Rk. E Pen.	D Total Rk. E Pen.	D Total Rk. E Pen.	D Total Rk. E Pen.	D Total Rk. E Pen.		
25	Georgia	GEO	38.366	35.566	39.466	40.266	37.032	34.132		224.828
	ABESADZE Saba			3.8 11.500 89 7.700	4.7 13.033 55 8.333		6.0 13.166 56 7.166	3.8 11.066 101 7.266		48.765
	DUDUCHAVA Valiko		4.7 11.833 96 7.133		5.2 13.033 89 7.933 0.100					24.866
	JIMSHELEISHVILI Ioane		5.6 13.700 26 8.100		4.3 12.933 62 8.633	4.8 14.000 44 9.200				40.633
	SITCHINAVA Bidzina		5.1 12.833 67 7.733	4.3 11.366 92 7.066		4.0 13.233 78 9.233	4.6 12.633 77 8.033	4.2 10.633 106 6.433		60.698
	SKHILADZE Levan			5.2 12.700 57 7.500	4.8 13.500 30 8.700		5.0 11.233 99 6.233	4.2 12.433 72 8.233		49.866

Team Results







Rank	Name	NAT													SJ Pen.	Total
			D Total Rk. E Pen.	D Total Rk. E Pen.	D Total Rk. E Pen.	D Total Rk. E Pen.	D Total Rk. E Pen.	D Total Rk. E Pen.	D Total Rk. E Pen.	D Total Rk. E Pen.						
26	Iceland	ISL	39.299		34.199		36.899		40.532		34.266		37.066			222.261
	GUDMUNDSSON Martin		4.6 13.233 45 8.633	3.6 10.766 102 7.166	4.0 12.033 98 8.033						4.3 12.600 63 8.300				48.632	
	GUNNARSSON Jon				4.7 12.233 93 7.533										12.233	
	THORISSON Jonas Ingi		5.0 12.633 79 7.733 0.100			4.8 13.666 67 8.866	3.9 12.533 81 8.633	3.5 12.133 87 8.633							50.965	
	VALGEIRSSON Atli Snaer			4.2 11.500 90 7.300		4.0 12.833 98 8.933 0.100	3.5 9.000 107 8.500 3.000								33.333	
	REINHARDSSON Valgard		5.4 13.433 35 8.033	3.6 11.933 76 8.333	4.3 12.633 81 8.333	4.8 14.033 41 9.233	4.8 12.733 72 7.933	4.3 12.333 76 8.033							77.098	

LEGEND	 Horizontal bar	 Parallel bars	 Vault	 Rings	 Pommel horse	 Floor exercise
E Execution		D Difficulty	Rk. Ranking	Pen. Penalty		







All-Around Results

Rank	BIB	Name	NAT																			Total
				D	Total	Rk.	D	Total	Rk.	D	Total	Rk.	D	Total	Rk.	D	Total	Rk.	D	Total	Rk.	
				E	Pen.		E	Pen.		E	Pen.		E	Pen.		E	Pen.		E	Pen.		
1	305	FRASER Joe	GBR	5.6 8.033	13.633 0.000	29	6.1 8.500	14.600 0.000	1	5.6 8.666	14.266 0.000	9	5.2 9.200	14.300 -0.100	26	6.5 8.566	15.066 0.000	1	5.5 8.200	13.700 0.000	15	85.565
2	396	ONDER Ahmet	TUR	5.8 8.566	14.266 -0.100	5	5.5 8.000	13.500 0.000	24	5.8 8.133	13.933 0.000	15	5.2 9.333	14.533 0.000	13	6.6 8.066	14.666 0.000	7	5.9 8.333	14.233 0.000	2	85.131
3	397	ASIL Adem	TUR	5.8 8.466	14.266 0.000	7	5.0 8.300	13.300 0.000	27	6.3 8.633	14.933 0.000	2	6.0 9.200	15.200 0.000	1	5.6 8.533	14.133 0.000	15	4.7 7.933	12.633 0.000	60	84.465
4	290	PLATA Joel	ESP	6.0 8.033	14.033 0.000	12	5.4 8.166	13.566 0.000	22	5.0 8.433	13.433 0.000	32	5.6 9.166	14.766 0.000	8	5.7 8.233	13.933 0.000	27	5.9 8.100	14.000 0.000	5	83.731
5	383	SEIFERT Noe	SUI	5.8 8.133	13.933 0.000	16	5.7 7.966	13.666 0.000	15	5.0 8.600	13.600 0.000	25	4.8 9.266	14.066 0.000	37	5.9 7.733	13.633 0.000	41	5.7 8.433	14.133 0.000	3	83.031
6	324	MESZAROS Krisztofer	HUN	6.0 8.500	14.500 0.000	2	5.7 7.533	13.233 0.000	35	4.4 8.633	13.033 0.000	53	5.2 9.300	14.400 -0.100	22	5.9 8.333	14.233 0.000	12	5.5 8.100	13.600 0.000	18	82.999
7	345	CASALI Lorenzo Minh	ITA	6.0 8.200	14.200 0.000	10	4.8 8.033	12.833 0.000	51	5.1 8.400	13.500 0.000	31	5.6 8.966	14.466 -0.100	19	5.6 8.566	14.166 0.000	14	5.1 8.266	13.366 0.000	31	82.531







All-Around Results

Rank	BIB	Name	NAT																			Total			
				D	Total	Rk.	D	Total	Rk.	D	Total	Rk.	D	Total	Rk.	D	Total	Rk.	D	Total	Rk.				
				E	Pen.		E	Pen.		E	Pen.		E	Pen.		E	Pen.		E	Pen.					
8	306	JARMAN Jake	GBR	6.3	14.466	4	5.4	13.033	43	4.6	12.800	72	5.6	14.833	4	5.9	14.133	17	4.6	13.200	41				82.465
				8.166	0.000		7.633	0.000		8.200	0.000		9.233	0.000		8.233	0.000		8.600	0.000					
9	314	DAUSER Lukas	GER	5.3	13.766	23	5.1	13.166	37	5.2	13.333	37	4.8	13.633	68	6.4	14.766	4	5.3	13.500	22				82.164
				8.466	0.000		8.066	0.000		8.133	0.000		8.933	-0.100		8.366	0.000		8.200	0.000					
10	344	BARTOLINI Nicola	ITA	5.9	14.500	1	5.2	13.566	20	4.3	12.833	68	5.2	14.300	26	5.0	13.633	39	4.4	13.266	36				82.098
				8.600	0.000		8.366	0.000		8.533	0.000		9.200	-0.100		8.633	0.000		8.866	0.000					
11	399	KOVTUN Illia	UKR	6.1	14.466	3	6.3	13.366	26	4.6	12.566	84	5.2	14.400	22	6.3	14.766	3	5.3	12.433	73				81.997
				8.366	0.000		7.066	0.000		7.966	0.000		9.300	-0.100		8.466	0.000		7.133	0.000					
12	347	LEVANTESI Matteo	ITA	5.6	13.666	27	5.0	12.866	50	4.7	13.133	47	5.2	13.933	51	5.6	14.800	2	5.1	13.533	21				81.931
				8.066	0.000		7.866	0.000		8.433	0.000		9.033	-0.300		9.200	0.000		8.433	0.000					
13	300	SALADINO Leo	FRA	5.6	13.366	38	5.1	13.066	41	5.1	13.700	22	5.6	14.600	10	5.7	13.866	28	5.0	13.033	45				81.631
				7.766	0.000		7.966	0.000		8.600	0.000		9.000	0.000		8.166	0.000		8.033	0.000					
14	362	HEGGENSNES Sofus	NOR	5.0	13.333	39	5.1	12.966	46	4.6	13.300	39	5.2	14.500	14	5.2	13.666	37	5.2	13.666	16				81.431
				8.333	0.000		7.866	0.000		8.700	0.000		9.300	0.000		8.466	0.000		8.466	0.000					







All-Around Results

Rank	BIB	Name	NAT																			Total		
				D	Total	Rk.	D	Total	Rk.	D	Total	Rk.	D	Total	Rk.	D	Total	Rk.	D	Total	Rk.			
				E	Pen.		E	Pen.		E	Pen.		E	Pen.		E	Pen.		E	Pen.				
15	292	MIR Nicolau	ESP	5.7	14.000	14	4.8	13.000	44	3.9	11.500	103	5.2	14.700	9	5.9	14.633	8	4.9	13.400	26	81.233		
				8.300	0.000		8.200	0.000		7.600	0.000		9.500	0.000		8.733	0.000		8.500	0.000				
16	265	TIKHONOV Ivan	AZE	5.6	13.600	31	5.7	12.233	69	5.7	13.833	18	5.2	14.333	25	5.6	13.800	31	5.1	13.400	29	81.199		
				8.100	-0.100		6.533	0.000		8.133	0.000		9.233	-0.100		8.200	0.000		8.300	0.000				
17	374	BURTANETE Gabriel	ROU	5.6	13.100	59	4.4	12.700	56	4.9	13.733	19	5.6	14.833	4	5.3	13.533	44	4.2	12.833	52	80.732		
				7.500	0.000		8.300	0.000		8.833	0.000		9.233	0.000		8.233	0.000		8.633	0.000				
18	377	MARC Razvan-Denis	ROU	5.4	12.833	68	4.3	12.400	64	5.3	13.966	13	4.8	14.000	44	5.2	13.700	34	4.9	13.400	26	80.299		
				7.433	0.000		8.100	0.000		8.666	0.000		9.200	0.000		8.500	0.000		8.500	0.000				
19	325	BALAZS Krisztian	HUN	5.4	12.966	62	4.9	12.833	52	4.4	13.000	57	4.8	13.766	63	5.8	13.966	26	5.6	13.733	14	80.264		
				7.666	-0.100		7.933	0.000		8.600	0.000		9.066	-0.100		8.166	0.000		8.133	0.000				
20	272	HUDDLESTON David	BUL	5.6	11.666	101	5.1	13.633	17	5.3	13.133	49	5.2	14.266	29	5.7	14.333	10	4.4	12.833	54	79.864		
				6.066	0.000		8.533	0.000		7.833	0.000		9.166	-0.100		8.633	0.000		8.433	0.000				
21	386	PFYL Marco	SUI	5.2	13.133	53	4.4	12.500	62	4.8	13.066	52	4.8	13.566	70	6.1	13.700	35	5.6	13.833	9	79.798		
				7.933	0.000		8.100	0.000		8.266	0.000		9.066	-0.300		7.600	0.000		8.233	0.000				







All-Around Results

Rank	BIB	Name	NAT																			Total			
				D	Total	Rk.	D	Total	Rk.	D	Total	Rk.	D	Total	Rk.	D	Total	Rk.	D	Total	Rk.				
				E	Pen.		E	Pen.		E	Pen.		E	Pen.		E	Pen.		E	Pen.					
22	296	KIRMES Robert	FIN	5.6	13.833	20	5.2	13.266	29	4.7	13.266	40	4.0	13.000	90	4.9	12.933	63	4.9	13.400	26				79.698
				8.233	0.000	8.066	0.000	8.566	0.000	9.000	0.000	8.033	0.000	8.500	0.000										
23	297	KOSKI Elias	FIN	5.1	13.200	49	4.7	13.233	30	4.7	12.966	60	4.8	13.633	69	5.1	13.400	48	4.9	13.266	37				79.698
				8.100	0.000	8.533	0.000	8.266	0.000	8.833	0.000	8.300	0.000	8.366	0.000										
24	391	RUMBUTIS David	SWE	4.6	13.233	45	5.1	12.766	55	4.0	12.633	80	4.8	14.033	41	5.0	13.800	30	4.9	13.100	44				79.565
				8.633	0.000	7.666	0.000	8.633	0.000	9.233	0.000	8.800	0.000	8.200	0.000										
25	330	CUNNINGHAM Dominick	IRL	5.7	13.966	15	4.2	11.733	84	5.1	12.966	61	5.2	14.466	16	5.1	13.233	53	4.7	13.166	42				79.530
				8.266	0.000	7.533	0.000	7.866	0.000	9.266	0.000	8.133	0.000	8.466	0.000										
26	384	FREY Andrin	SUI	6.0	14.033	12	4.9	12.000	75	4.9	13.000	58	5.0	14.233	30	5.3	12.900	65	4.9	13.233	40				79.399
				8.033	0.000	7.100	0.000	8.100	0.000	9.233	0.000	7.600	0.000	8.333	0.000										
27	267	ONOSHIMA Takumi	BEL	5.7	13.866	18	4.3	11.166	95	4.4	13.133	45	4.8	13.966	48	5.3	13.533	44	4.9	13.733	12				79.397
				8.166	0.000	7.366	0.000	8.733	0.000	9.166	0.000	8.233	0.000	8.833	0.000										
28	360	GRUENBERG Jermain	NED	5.1	12.833	66	4.3	12.000	74	4.2	12.866	65	4.8	13.800	60	5.5	14.166	13	4.6	13.466	23				79.131
				8.033	-0.300	7.700	0.000	8.666	0.000	9.100	-0.100	8.666	0.000	8.866	0.000										







All-Around Results

Rank	BIB	Name	NAT																			Total		
				D	Total	Rk.	D	Total	Rk.	D	Total	Rk.	D	Total	Rk.	D	Total	Rk.	D	Total	Rk.			
				E	Pen.		E	Pen.		E	Pen.		E	Pen.		E	Pen.		E	Pen.				
29	316	TREBING Glenn	GER	5.5	13.800	22	5.8	13.666	16	5.0	13.133	48	4.8	13.766	65	5.1	12.366	85	4.9	12.333	77	79.064		
				8.300	0.000		7.866	0.000		8.133	0.000		8.966	0.000		7.266	0.000		7.433	0.000				
30	258	BENDA Alexander	AUT	5.6	13.500	33	4.1	12.266	66	4.3	12.866	66	4.8	13.800	61	4.7	13.166	54	5.1	13.366	31	78.964		
				7.900	0.000		8.166	0.000		8.566	0.000		9.000	0.000		8.466	0.000		8.266	0.000				
31	255	KHACHIKYAN Gagik	ARM	4.8	13.433	34	6.3	13.600	19	4.1	12.866	64	4.8	14.000	44	4.3	12.900	64	3.7	12.133	88	78.932		
				8.633	0.000		7.300	0.000		8.766	0.000		9.200	0.000		8.600	0.000		8.433	0.000				
32	291	ABAD Nestor	ESP	5.4	12.433	86	5.0	10.500	105	5.3	13.666	23	5.2	14.100	36	5.8	14.400	9	5.3	13.800	10	78.899		
				7.133	-0.100		5.500	0.000		8.366	0.000		9.200	-0.300		8.600	0.000		8.500	0.000				
33	317	TOBA Andreas	GER	5.2	13.166	50	5.6	13.866	11	5.5	13.966	14	5.2	12.866	96	5.0	12.766	69	4.9	11.933	94	78.563		
				7.966	0.000		8.266	0.000		8.466	0.000		7.966	-0.300		7.766	0.000		7.033	0.000				
34	358	HAGENAAR Jordi	NED	5.1	13.033	60	4.2	11.566	88	4.4	12.800	71	4.8	13.900	53	5.0	13.633	39	5.2	13.566	19	78.498		
				7.933	0.000		7.366	0.000		8.400	0.000		9.100	0.000		8.633	0.000		8.366	0.000				
35	400	PAKHNIUK Petro	UKR	5.4	12.600	81	5.5	11.733	86	4.4	12.733	77	5.2	14.466	16	6.0	13.000	61	5.0	13.333	33	77.865		
				7.200	0.000		6.233	0.000		8.333	0.000		9.266	0.000		7.000	0.000		8.333	0.000				







All-Around Results

Rank	BIB	Name	NAT																			Total		
				D	Total	Rk.	D	Total	Rk.	D	Total	Rk.	D	Total	Rk.	D	Total	Rk.	D	Total	Rk.			
				E	Pen.		E	Pen.		E	Pen.		E	Pen.		E	Pen.		E	Pen.				
36	326	TOMCSANYI Benedek	HUN	5.3	12.233	93	5.8	12.933	47	5.1	13.366	35	4.8	13.933	50	5.4	13.100	58	4.4	12.166	85	77.731		
				6.933	0.000		7.133	0.000		8.266	0.000		9.133	0.000		7.700	0.000		7.766	0.000				
37	363	WIBYE Harald	NOR	5.1	12.933	64	3.9	11.933	77	4.3	12.566	83	4.8	13.766	63	5.1	13.966	25	4.5	12.566	66	77.730		
				7.833	0.000		8.033	0.000		8.266	0.000		9.066	-0.100		8.866	0.000		8.066	0.000				
38	373	NOGUEIRA Jose	POR	5.3	13.400	36	3.9	12.566	59	4.2	12.600	82	4.8	13.900	53	4.1	12.566	79	4.3	12.533	67	77.565		
				8.200	-0.100		8.666	0.000		8.400	0.000		9.100	0.000		8.466	0.000		8.233	0.000				
39	343	ZEIDEL Uri	ISR	5.5	13.766	24	5.0	13.233	32	4.3	13.000	56	4.8	12.500	103	4.6	12.733	71	4.3	12.033	90	77.265		
				8.266	0.000		8.233	0.000		8.700	0.000		8.000	-0.300		8.133	0.000		7.733	0.000				
40	266	VAN DEN KEYBUS Luka	BEL	5.6	12.500	84	5.6	10.900	99	4.3	12.766	75	5.2	14.066	39	4.8	13.500	46	5.4	13.466	24	77.198		
				6.900	0.000		5.300	0.000		8.466	0.000		9.166	-0.300		8.700	0.000		8.066	0.000				
41	261	MATIEV Askhab	AUT	5.1	12.700	75	4.3	12.533	60	4.1	12.700	78	4.8	13.800	61	4.2	12.800	67	4.1	12.633	59	77.166		
				7.600	0.000		8.233	0.000		8.600	0.000		9.000	0.000		8.600	0.000		8.533	0.000				
42	338	REINHARDSSON Valgard	ISL	5.4	13.433	35	3.6	11.933	76	4.3	12.633	81	4.8	14.033	41	4.8	12.733	72	4.3	12.333	76	77.098		
				8.033	0.000		8.333	0.000		8.333	0.000		9.233	0.000		7.933	0.000		8.033	0.000				







All-Around Results

Rank	BIB	Name	NAT																			Total		
				D	Total	Rk.	D	Total	Rk.	D	Total	Rk.	D	Total	Rk.	D	Total	Rk.	D	Total	Rk.			
				E	Pen.		E	Pen.		E	Pen.		E	Pen.		E	Pen.		E	Pen.				
43	353	KUZMICKAS Tomas	LTU	5.0	13.133	52	4.5	12.200	70	4.1	12.266	91	4.8	13.066	86	4.8	13.333	49	4.7	12.966	48	76.964		
				8.133	0.000		7.700	0.000		8.166	0.000		8.266	0.000		8.533	0.000		8.266	0.000				
44	283	ANGONAS Georgios	CYP	4.8	12.666	77	3.9	12.000	73	4.0	12.166	95	4.8	13.200	81	5.1	13.666	36	4.8	13.233	39	76.931		
				7.866	0.000		8.100	0.000		8.166	0.000		8.700	-0.300		8.566	0.000		8.433	0.000				
45	259	ARNOLD Manuel Helmut	AUT	4.5	12.833	65	5.3	13.566	21	4.9	13.000	58	4.0	13.100	85	4.2	12.700	73	3.8	11.633	95	76.832		
				8.333	0.000		8.266	0.000		8.100	0.000		9.100	0.000		8.500	0.000		7.833	0.000				
46	352	CHASAZYROVAS Gytis	LTU	5.8	13.100	57	6.0	13.633	18	4.7	11.000	108	5.2	13.066	87	5.0	13.300	51	3.9	12.300	78	76.399		
				7.900	-0.600		7.633	0.000		6.300	0.000		7.966	-0.100		8.300	0.000		8.400	0.000				
47	271	ALEKSANDROV Yordan	BUL	5.1	11.633	102	4.6	11.900	79	4.8	13.166	44	4.8	13.833	59	5.5	12.200	87	5.2	13.633	17	76.365		
				6.733	-0.200		7.300	0.000		8.366	0.000		9.033	0.000		6.700	0.000		8.433	0.000				
48	331	FOX Daniel	IRL	4.8	11.666	100	4.6	12.800	53	5.7	13.733	21	4.0	13.200	79	5.0	12.866	66	3.5	11.966	92	76.231		
				7.866	0.000		8.200	0.000		8.033	0.000		9.200	0.000		7.866	0.000		8.466	0.000				
49	364	KARLSEN Jacob	NOR	4.5	13.300	40	4.1	11.300	94	5.3	13.733	20	4.8	14.133	34	3.7	10.566	105	3.8	12.600	62	75.632		
				8.800	0.000		7.200	0.000		8.433	0.000		9.333	0.000		6.866	0.000		8.800	0.000				







All-Around Results

Rank	BIB	Name	NAT																			Total		
				D	Total	Rk.	D	Total	Rk.	D	Total	Rk.	D	Total	Rk.	D	Total	Rk.	D	Total	Rk.			
				E	Pen.		E	Pen.		E	Pen.		E	Pen.		E	Pen.		E	Pen.				
50	390	LENBERG Joakim	SWE	4.7	13.233	47	4.4	11.633	87	3.7	12.400	87	4.8	13.400	75	4.4	12.800	68	3.4	12.133	86	75.599		
				8.533	0.000		7.233	0.000		8.700	0.000		8.700	-0.100		8.400	0.000		8.733	0.000				
51	295	KIRMES Oskar	FIN	4.7	11.566	105	4.7	12.400	65	4.6	12.700	79	4.8	12.700	101	5.0	13.233	52	4.7	12.866	50	75.465		
				6.966	-0.100		7.700	0.000		8.100	0.000		7.900	0.000		8.233	0.000		8.166	0.000				
52	274	TRIFONOV Teodor	BUL	5.5	13.133	55	4.6	12.266	67	4.6	11.500	104	4.8	13.266	76	4.3	12.733	70	4.2	12.500	69	75.398		
				7.633	0.000		7.666	0.000		6.900	0.000		8.766	-0.300		8.433	0.000		8.300	0.000				
53	285	CHARI Michalis	CYP	5.5	13.133	54	3.6	11.066	96	4.3	12.133	96	4.8	13.900	53	4.2	12.700	73	3.8	12.133	89	75.065		
				7.733	-0.100		7.466	0.000		7.833	0.000		9.100	0.000		8.500	0.000		8.333	0.000				
54	370	CAMPOS Guilherme	POR	5.4	13.300	41	3.4	10.933	97	4.2	12.500	85	5.2	14.066	40	4.1	11.666	95	4.0	12.566	65	75.031		
				8.000	-0.100		7.533	0.000		8.300	0.000		8.966	-0.100		7.566	0.000		8.566	0.000				
55	333	MC ATEER Ewan	IRL	5.1	12.400	89	4.0	11.733	83	3.9	11.933	101	5.2	14.566	12	4.2	12.166	88	4.0	12.200	84	74.998		
				7.300	0.000		7.733	0.000		8.033	0.000		9.366	0.000		7.966	0.000		8.200	0.000				
56	322	KANELLOS Apostolos	GRE	4.5	12.566	82	5.3	11.733	85	3.9	11.066	107	4.0	12.933	94	4.1	12.966	62	4.7	12.633	60	73.897		
				8.066	0.000		6.433	0.000		7.466	-0.300		8.933	0.000		8.866	0.000		7.933	0.000				







All-Around Results

Rank	BIB	Name	NAT																			Total		
				D	Total	Rk.	D	Total	Rk.	D	Total	Rk.	D	Total	Rk.	D	Total	Rk.	D	Total	Rk.			
				E	Pen.		E	Pen.		E	Pen.		E	Pen.		E	Pen.		E	Pen.				
57	312	SITCHINAVA Bidzina	GEO	5.1	12.833	67	4.3	11.366	92	4.3	12.766	75	4.0	13.233	78	4.6	12.633	77	4.2	10.633	106	73.464		
				7.733	0.000		7.066	0.000		8.466	0.000		9.233	0.000		8.033	0.000		6.433	0.000				
58	309	ABESADZE Saba	GEO	5.3	11.600	104	3.8	11.500	89	4.7	13.033	55	5.2	12.866	96	6.0	13.166	56	3.8	11.066	101	73.231		
				6.300	0.000		7.700	0.000		8.333	0.000		7.966	-0.300		7.166	0.000		7.266	0.000				
59	395	SENER Kerem	TUR	5.2	9.766	110	3.1	10.900	98	5.3	13.266	41	5.2	13.200	82	5.7	14.066	23	4.3	11.966	93	73.164		
				4.866	-0.300		7.800	0.000		7.966	0.000		8.000	0.000		8.366	0.000		7.666	0.000				
60	350	PLATE Ricards	LAT	5.0	12.700	74	4.7	11.366	93	3.9	12.466	86	4.0	13.200	79	4.2	12.566	80	4.4	10.700	104	72.998		
				7.700	0.000		6.666	0.000		8.566	0.000		9.200	0.000		8.366	0.000		6.300	0.000				
61	336	THORISSON Jonas Ingi	ISL	5.0	12.633	79	2.8	10.700	104	3.7	11.200	106	4.8	13.666	67	3.9	12.533	81	3.5	12.133	87	72.865		
				7.733	-0.100		8.200	-0.300		7.500	0.000		8.866	0.000		8.633	0.000		8.633	0.000				
62	381	VEFIC Petar	SRB	5.1	11.633	103	3.8	10.266	107	4.4	12.366	89	4.8	13.566	71	5.2	12.166	90	4.3	12.600	63	72.597		
				6.533	0.000		6.466	0.000		7.966	0.000		8.866	-0.100		6.966	0.000		8.300	0.000				
63	323	KRANITIS Nikolaos	GRE	4.8	11.800	97	3.7	10.800	101	4.2	12.800	69	4.8	13.900	53	3.0	10.866	104	4.1	12.233	80	72.399		
				7.100	-0.100		7.100	0.000		8.600	0.000		9.100	0.000		7.866	0.000		8.133	0.000				

All-Around Results

Rank	BIB	Name	NAT																			Total			
				D	Total	Rk.	D	Total	Rk.	D	Total	Rk.	D	Total	Rk.	D	Total	Rk.	D	Total	Rk.				
				E	Pen.		E	Pen.		E	Pen.		E	Pen.		E	Pen.		E	Pen.					
64	367	GAWRONSKI Sebastian	POL	5.5	13.266	44	3.2	7.933	113	5.0	13.400	33	5.6	13.266	77	5.2	13.100	57	4.8	11.166	99				72.131
				7.766	0.000	7.733	-3.000	8.400	0.000	7.966	-0.300	7.900	0.000	6.366	0.000										
65	389	IDESJOE Karl	SWE	5.0	12.600	80	2.2	5.266	115	4.5	13.233	42	4.8	13.733	66	5.3	14.066	20	4.8	12.966	49				71.864
				7.700	-0.100	7.066	-4.000	8.733	0.000	8.933	0.000	8.766	0.000	8.166	0.000										
66	388	NEMCOVIC Matej	SVK	5.0	11.466	106	5.3	11.500	91	4.6	13.033	54	4.0	12.966	92	4.3	12.000	92	3.2	10.633	105				71.598
				6.466	0.000	6.200	0.000	8.433	0.000	8.966	0.000	7.700	0.000	7.433	0.000										
67	262	GAHRAMANOV Aghamurad	AZE	5.5	12.433	87	3.6	9.300	110	4.0	12.066	97	4.8	13.533	72	4.6	12.600	78	4.5	11.566	96				71.498
				6.933	0.000	5.700	0.000	8.066	0.000	8.833	-0.100	8.000	0.000	7.066	0.000										
68	321	GKINIS Stavros	GRE	5.0	12.666	78	3.6	6.966	114	5.1	13.100	51	4.0	12.833	98	4.5	13.066	59	4.0	12.500	68				71.131
				7.766	-0.100	6.366	-3.000	8.000	0.000	8.933	-0.100	8.566	0.000	8.500	0.000										
69	369	ALMEIDA Filipe	POR	5.1	13.133	51	3.5	10.866	100	3.2	9.233	109	5.2	13.066	87	3.3	10.233	106	3.9	12.666	57				69.197
				8.333	-0.300	7.366	0.000	6.333	-0.300	7.966	-0.100	6.933	0.000	8.766	0.000										
70	334	GUDMUNDSSON Martin	ISL	4.6	13.233	45	3.6	10.766	102	4.0	12.033	98	4.8	12.800	100	3.1	7.666	108	4.3	12.600	63				69.098
				8.633	0.000	7.166	0.000	8.033	0.000	8.300	-0.300	7.566	-3.000	8.300	0.000										

All-Around Results

Rank	BIB	Name	NAT																			Total			
				D	Total	Rk.	D	Total	Rk.	D	Total	Rk.	D	Total	Rk.	D	Total	Rk.	D	Total	Rk.				
				E	Pen.		E	Pen.		E	Pen.		E	Pen.		E	Pen.		E	Pen.					
71	263	SAFAROV Mansum	AZE	5.0	12.800	70	3.9	8.866	112	4.4	11.900	102	4.0	12.466	104	3.7	11.700	94	3.8	11.366	97				69.098
				7.800	0.000	4.966	0.000	7.500	0.000	8.766	-0.300	8.000	0.000	7.566	0.000										
72	288	JACOBSEN Aron	DEN	4.7	12.666	76	3.6	9.166	111	4.2	12.033	99	4.8	12.366	105	4.2	11.500	97	4.1	11.166	98				68.897
				7.966	0.000	5.566	0.000	7.833	0.000	7.866	-0.300	7.300	0.000	7.066	0.000										
73	311	JIMSHELEISHVILI loane	GEO	5.6	13.700	26	4.2	9.666	108	4.3	12.933	62	4.8	14.000	44	4.0	11.133	102	3.8	7.100	109				68.532
				8.100	0.000	5.466	0.000	8.633	0.000	9.200	0.000	7.133	0.000	6.300	-3.00										
74	355	KUZMICKAS Titas	LTU	4.0	12.400	88	3.1	4.200	116	3.5	11.366	105	2.4	9.833	106	3.7	12.466	83	3.2	11.133	100				61.398
				8.400	0.000	5.100	-4.000	7.866	0.000	7.733	-0.300	8.766	0.000	7.933	0.000										
	339	DOLGOPYAT Artem	ISR	6.1	14.266	6	5.6	11.933	78		DNS	0	5.2	14.433	20	5.3	13.833	29	4.7	12.833	55				DNF
				8.466	-0.300	6.333	0.000		0.000	9.333	-0.100	8.533	0.000	8.133	0.000										

LEGEND

 Horizontal bar	 Parallel bars	 Vault	 Rings	 Pommel horse	 Floor exercise
E Execution	D Difficulty	Rk. Ranking	Pen. Penalty		

Results By Apparatus



Rank	Bib	Name	NAT	E	D	Penalty	Total	
1	344	BARTOLINI Nicola	ITA	8.600	5.9		14.500	Q
2	324	MESZAROS Krisztofer	HUN	8.500	6.0		14.500	Q
3	399	KOVTUN Illia	UKR	8.366	6.1		14.466	Q
4	306	JARMAN Jake	GBR	8.166	6.3		14.466	Q
5	396	ONDER Ahmet	TUR	8.566	5.8	-0.10	14.266	Q
6	339	DOLGOPYAT Artem	ISR	8.466	6.1	-0.30	14.266	Q
7	397	ASIL Adem	TUR	8.466	5.8		14.266	Q
8	308	REGINI-MORAN Giarnni	GBR	8.366	5.9		14.266	Q
9	289	ZAPATA Rayderley	ESP	8.233	6.0		14.233	R1
10	345	CASALI Lorenzo Minh	ITA	8.200	6.0		14.200	R2
11	298	SORAVUO Emil	FIN	8.633	5.5		14.133	R3
12	384	FREY Andrin	SUI	8.033	6.0		14.033	
12	290	PLATA Joel	ESP	8.033	6.0		14.033	
14	292	MIR Nicolau	ESP	8.300	5.7		14.000	
15	330	CUNNINGHAM Dominick	IRL	8.266	5.7		13.966	
16	383	SEIFERT Noe	SUI	8.133	5.8		13.933	
17	299	OSBERGER Benjamin	FRA	8.366	5.6	-0.10	13.866	
18	267	ONOSHIMA Takumi	BEL	8.166	5.7		13.866	
19	348	ABBADINI Yumin	ITA	8.433	5.4		13.833	
20	296	KIRMES Robert	FIN	8.233	5.6		13.833	
21	385	KRATTER Moreno	SUI	7.933	5.9		13.833	
22	316	TREBING Glenn	GER	8.300	5.5		13.800	
23	314	DAUSER Lukas	GER	8.466	5.3		13.766	
24	343	ZEIDEL Uri	ISR	8.266	5.5		13.766	
25	301	DEGOUY Paul	FRA	8.433	5.3		13.733	
26	311	JIMSHELEISHVILI Ioane	GEO	8.100	5.6		13.700	

Results By Apparatus



Rank	Bib	Name	NAT	E	D	Penalty	Total
27	347	LEVANTESI Matteo	ITA	8.066	5.6		13.666
28	359	DE VEER Martijn	NED	8.433	5.2		13.633
29	305	FRASER Joe	GBR	8.033	5.6		13.633
30	372	MARQUES Marcelo	POR	8.200	5.4		13.600
31	265	TIKHONOV Ivan	AZE	8.100	5.6	-0.10	13.600
32	281	GEORGIU Marios	CYP	8.033	5.5		13.533
33	258	BENDA Alexander	AUT	7.900	5.6		13.500
34	255	KHACHIKYAN Gagik	ARM	8.633	4.8		13.433
35	338	REINHARDSSON Valgard	ISL	8.033	5.4		13.433
36	373	NOGUEIRA Jose	POR	8.200	5.3	-0.10	13.400
37	327	KARDOS Botond	HUN	7.966	5.4		13.366
38	300	SALADINO Leo	FRA	7.766	5.6		13.366
39	362	HEGGENSNES Sofus	NOR	8.333	5.0		13.333
40	364	KARLSEN Jacob	NOR	8.800	4.5		13.300
41	370	CAMPOS Guilherme	POR	8.000	5.4	-0.10	13.300
42	375	MUNTEAN Andrei Vasile	ROU	8.000	5.3		13.300
43	365	SKOGVANG Peder	NOR	7.966	5.4	-0.10	13.266
44	367	GAWRONSKI Sebastian	POL	7.766	5.5		13.266
45	334	GUDMUNDSSON Martin	ISL	8.633	4.6		13.233
45	391	RUMBUTIS David	SWE	8.633	4.6		13.233
47	390	LENBERG Joakim	SWE	8.533	4.7		13.233
48	318	KOCHAN Lucas	GER	7.833	5.4		13.233
49	297	KOSKI Elias	FIN	8.100	5.1		13.200
50	317	TOBA Andreas	GER	7.966	5.2		13.166
51	369	ALMEIDA Filipe	POR	8.333	5.1	-0.30	13.133
52	353	KUZMICKAS Tomas	LTU	8.133	5.0		13.133

Results By Apparatus



Rank	Bib	Name	NAT	E	D	Penalty	Total
53	386	PFYL Marco	SUI	7.933	5.2		13.133
54	285	CHARI Michalis	CYP	7.733	5.5	-0.10	13.133
55	274	TRIFONOV Teodor	BUL	7.633	5.5		13.133
56	303	SALEUR Julien	FRA	8.000	! 5.1		13.100
57	352	CHASAZYROVAS Gytis	LTU	7.900	5.8	-0.60	13.100
58	361	RAMSAHAI Yazz	NED	7.900	5.6	-0.40	13.100
59	374	BURTANETE Gabriel	ROU	7.500	5.6		13.100
60	358	HAGENAAR Jordi	NED	7.933	5.1		13.033
61	402	RADIVILOV Igor	UKR	8.066	5.2	-0.30	12.966
62	325	BALAZS Krisztian	HUN	7.666	5.4	-0.10	12.966
63	376	BURTANETE Robert	ROU	7.833	5.2	-0.10	12.933
64	363	WIBYE Harald	NOR	7.833	5.1		12.933
65	259	ARNOLD Manuel Helmut	AUT	8.333	4.5		12.833
66	360	GRUENBERG Jermain	NED	8.033	5.1	-0.30	12.833
67	312	SITCHINAVA Bidzina	GEO	7.733	5.1		12.833
68	377	MARC Razvan-Denis	ROU	7.433	5.4		12.833
69	332	MONTGOMERY Eamon	IRL	7.033	5.8		12.833
70	263	SAFAROV Mansum	AZE	7.800	5.0		12.800
71	269	CUYLE Nicola	BEL	7.333	5.5	-0.10	12.733
72	307	TULLOCH Courtney	GBR	7.233	5.5		12.733
73	287	DALSGARD Rani	DEN	7.700	5.3	-0.30	12.700
74	350	PLATE Ricards	LAT	7.700	5.0		12.700
75	261	MATIEV Askhab	AUT	7.600	5.1		12.700
76	288	JACOBSEN Aron	DEN	7.966	4.7		12.666
77	283	ANGONAS Georgios	CYP	7.866	4.8		12.666
78	321	GKINIS Stavros	GRE	7.766	5.0	-0.10	12.666

Results By Apparatus



Rank	Bib	Name	NAT	E	D	Penalty	Total
79	336	THORISSON Jonas Ingi	ISL	7.733	5.0	-0.10	12.633
80	389	IDESJOE Karl	SWE	7.700	5.0	-0.10	12.600
81	400	PAKHNIUK Petro	UKR	7.200	5.4		12.600
82	322	KANELLOS Apostolos	GRE	8.066	4.5		12.566
83	398	KOSAK Mehmet Ayberk	TUR	7.000	5.5		12.500
84	266	VAN DEN KEYBUS Luka	BEL	6.900	5.6		12.500
85	342	GULIDOV Pavel	ISR	7.466	5.2	-0.20	12.466
86	291	ABAD Nestor	ESP	7.133	5.4	-0.10	12.433
87	262	GAHRAMANOV Aghamurad	AZE	6.933	5.5		12.433
88	355	KUZMICKAS Titas	LTU	8.400	4.0		12.400
89	333	MC ATEER Ewan	IRL	7.300	5.1		12.400
90	260	RUDY Ricardo	AUT	7.166	5.2		12.366
91	337	VALGEIRSSON Atli Snaer	ISL	7.633	4.7		12.333
92	393	VANSTROEM Kim	SWE	7.033	5.3		12.333
93	326	TOMCSANYI Benedek	HUN	6.933	5.3		12.233
94	279	BENOVIC Aurel	CRO	6.133	6.2	-0.20	12.133
95	268	CUYLE Glen	BEL	6.700	5.4		12.100
96	310	DUDUCHAVA Valiko	GEO	7.133	4.7		11.833
97	323	KRANITIS Nikolaos	GRE	7.100	4.8	-0.10	11.800
98	403	MELNYKOV Mykyta	UKR	6.666	5.1		11.766
99	284	PILAKOURIS Sokratis	CYP	7.300	4.4		11.700
100	331	FOX Daniel	IRL	7.866	! 3.8		11.666
101	272	HUDDLESTON David	BUL	6.066	5.6		11.666
102	271	ALEKSANDROV Yordan	BUL	6.733	5.1	-0.20	11.633
103	381	VEFIC Petar	SRB	6.533	5.1		11.633
104	309	ABESADZE Saba	GEO	6.300	5.3		11.600

Results By Apparatus



Rank	Bib	Name	NAT	E	D	Penalty	Total
105	295	KIRMES Oskar	FIN	6.966	4.7	-0.10	11.566
106	388	NEMCOVIC Matej	SVK	6.466	5.0		11.466
107	273	DIMITROV Dimitar	BUL	5.566	5.9	-0.20	11.266
108	380	BOZIC Nikolaj	SLO	6.033	4.9	-0.10	10.833
109	354	LIASKINAS Ernestas	LTU	6.200	4.5		10.700
110	395	SENER Kerem	TUR	4.866	5.2	-0.30	9.766

NOTE The 8 highest ranked participants in the qualifying competition per apparatus will qualify for the apparatus finals. A maximum number of 2 participant(s) per National Federation are allowed in these finals. 3 reserve participant(s) will be nominated for each final. Exclamation sign (!) at Difficulty score informs that score was under inquiry.

LEGEND



Floor exercise

D Difficulty

E Execution

Results By Apparatus



Rank	Bib	Name	NAT	E	D	Penalty	Total	
1	305	FRASER Joe	GBR	8.500	6.1		14.600	Q
2	357	DE MUNCK Loran	NED	8.266	6.3		14.566	Q
3	256	MERDINYAN Harutyun	ARM	8.400	6.1		14.500	Q
4	277	UDE Filip	CRO	8.633	5.8		14.433	Q
5	299	OSBERGER Benjamin	FRA	8.666	5.7		14.366	Q
6	315	DUNKEL Nils	GER	8.266	6.1		14.366	Q
7	394	ARICAN Ferhat	TUR	8.500	5.8		14.300	Q
8	253	DAVTYAN Artur	ARM	8.500	5.7		14.200	Q
9	329	MC CLENAGHAN Rhys	IRL	8.300	5.9		14.200	R1
10	304	HALL James	GBR	8.033	5.9		13.933	R2
11	317	TOBA Andreas	GER	8.266	5.6		13.866	R3
12	280	ZUGEC Mateo	CRO	8.333	5.5		13.833	
13	278	SELIGMAN Robert	CRO	8.266	5.5		13.766	
14	293	DIALLO Thierno	ESP	7.966	5.8		13.766	
15	383	SEIFERT Noe	SUI	7.966	! 5.7		13.666	
16	316	TREBING Glenn	GER	7.866	5.8		13.666	
17	272	HUDDLESTON David	BUL	8.533	5.1		13.633	
18	352	CHASAZYROVAS Gytis	LTU	7.633	6.0		13.633	
19	255	KHACHIKYAN Gagik	ARM	7.300	6.3		13.600	
20	344	BARTOLINI Nicola	ITA	8.366	5.2		13.566	
21	259	ARNOLD Manuel Helmut	AUT	8.266	5.3		13.566	
22	290	PLATA Joel	ESP	8.166	5.4		13.566	
23	303	SALEUR Julien	FRA	8.400	5.1		13.500	
24	396	ONDER Ahmet	TUR	8.000	5.5		13.500	
25	392	SUNDELL William	SWE	8.200	5.2		13.400	
26	399	KOVTUN Illia	UKR	7.066	6.3		13.366	

Results By Apparatus



Rank	Bib	Name	NAT	E	D	Penalty	Total
27	397	ASIL Adem	TUR	8.300	5.0		13.300
27	275	RADKOV Rayan	BUL	8.300	5.0		13.300
29	296	KIRMES Robert	FIN	8.066	5.2		13.266
30	297	KOSKI Elias	FIN	8.533	4.7		13.233
31	260	RUDY Ricardo	AUT	8.433	4.8		13.233
32	343	ZEIDEL Uri	ISR	8.233	5.0		13.233
33	270	KUAVITA Noah	BEL	8.033	5.2		13.233
34	341	MYAKININ Alexander	ISR	7.733	5.5		13.233
35	324	MESZAROS Krisztofer	HUN	7.533	5.7		13.233
36	387	TAMSEL Dominic	SUI	8.100	5.1		13.200
37	314	DAUSER Lukas	GER	8.066	5.1		13.166
38	328	KISS Balazs	HUN	7.766	5.4		13.166
39	308	REGINI-MORAN Giarnni	GBR	7.733	5.4		13.133
40	401	KOLODII Pantely	UKR	7.800	5.3		13.100
41	300	SALADINO Leo	FRA	7.966	5.1		13.066
42	349	MICKEVICS Dmitrijs	LAT	7.766	5.3		13.066
43	306	JARMAN Jake	GBR	7.633	5.4		13.033
44	292	MIR Nicolau	ESP	8.200	4.8		13.000
45	302	BERNARD Cameron-Lie	FRA	8.000	5.0		13.000
46	362	HEGEMSNES Sofus	NOR	7.866	5.1		12.966
47	326	TOMCSANYI Benedek	HUN	7.133	5.8		12.933
48	269	CUYLE Nicola	BEL	7.800	5.1		12.900
49	286	SLIZ Radomir	CZE	7.700	5.2		12.900
50	347	LEVANTESI Matteo	ITA	7.866	5.0		12.866
51	345	CASALI Lorenzo Minh	ITA	8.033	4.8		12.833
52	325	BALAZS Krisztian	HUN	7.933	4.9		12.833

Results By Apparatus



Rank	Bib	Name	NAT	E	D	Penalty	Total
53	331	FOX Daniel	IRL	8.200	4.6		12.800
54	403	MELNYKOV Mykyta	UKR	7.200	5.6		12.800
55	391	RUMBUTIS David	SWE	7.666	5.1		12.766
56	374	BURTANETE Gabriel	ROU	8.300	4.4		12.700
57	313	SKHILADZE Levan	GEO	7.500	5.2		12.700
58	342	GULIDOV Pavel	ISR	8.033	4.6		12.633
59	373	NOGUEIRA Jose	POR	8.666	3.9		12.566
60	261	MATIEV Askhab	AUT	8.233	4.3		12.533
61	348	ABBADINI Yumin	ITA	7.533	5.0		12.533
62	386	PFYL Marco	SUI	8.100	4.4		12.500
63	376	BURTANETE Robert	ROU	8.366	4.1		12.466
64	377	MARC Razvan-Denis	ROU	8.100	4.3		12.400
65	295	KIRMES Oskar	FIN	7.700	4.7		12.400
66	258	BENDA Alexander	AUT	8.166	4.1		12.266
67	274	TRIFONOV Teodor	BUL	7.666	4.6		12.266
68	294	KANERVA Tarmo	FIN	7.833	4.4		12.233
69	265	TIKHONOV Ivan	AZE	6.533	5.7		12.233
70	353	KUZMICKAS Tomas	LTU	7.700	4.5		12.200
71	320	KELESIDIS Georgios	GRE	7.000	5.2		12.200
72	281	GEORGIU Marios	CYP	5.833	6.2		12.033
73	283	ANGONAS Georgios	CYP	8.100	3.9		12.000
74	360	GRUENBERG Jermain	NED	7.700	4.3		12.000
75	384	FREY Andrin	SUI	7.100	4.9		12.000
76	338	REINHARDSSON Valgard	ISL	8.333	3.6		11.933
77	363	WIBYE Harald	NOR	8.033	3.9		11.933
78	339	DOLGOPYAT Artem	ISR	6.333	5.6		11.933

Results By Apparatus



Rank	Bib	Name	NAT	E	D	Penalty	Total
79	271	ALEKSANDROV Yordan	BUL	7.300	4.6		11.900
80	251	PETROV Matvei	ALB	6.100	5.8		11.900
81	365	SKOGVANG Peder	NOR	7.866	4.0		11.866
82	372	MARQUES Marcelo	POR	6.566	5.2		11.766
83	333	MC ATEER Ewan	IRL	7.733	4.0		11.733
84	330	CUNNINGHAM Dominick	IRL	7.533	4.2		11.733
85	322	KANELLOS Apostolos	GRE	6.433	5.3		11.733
86	400	PAKHNIUK Petro	UKR	6.233	5.5		11.733
87	390	LENBERG Joakim	SWE	7.233	4.4		11.633
88	358	HAGENAAR Jordi	NED	7.366	4.2		11.566
89	309	ABESADZE Saba	GEO	7.700	3.8		11.500
90	337	VALGEIRSSON Atli Snaer	ISL	7.300	4.2		11.500
91	388	NEMCOVIC Matej	SVK	6.200	5.3		11.500
92	312	SITCHINAVA Bidzina	GEO	7.066	4.3		11.366
93	350	PLATE Ricards	LAT	6.666	4.7		11.366
94	364	KARLSEN Jacob	NOR	7.200	4.1		11.300
95	267	ONOSHIMA Takumi	BEL	7.366	3.8		11.166
96	285	CHARI Michalis	CYP	7.466	3.6		11.066
97	370	CAMPOS Guilherme	POR	7.533	3.4		10.933
98	395	SENER Kerem	TUR	7.800	3.1		10.900
99	266	VAN DEN KEYBUS Luka	BEL	5.300	5.6		10.900
100	369	ALMEIDA Filipe	POR	7.366	3.5		10.866
101	323	KRANITIS Nikolaos	GRE	7.100	3.7		10.800
102	334	GUDMUNDSSON Martin	ISL	7.166	3.6		10.766
103	354	LIASKINAS Ernestas	LTU	6.733	4.0		10.733
104	336	THORISSON Jonas Ingi	ISL	8.200	2.8	-0.30	10.700

Results By Apparatus



Rank	Bib	Name	NAT	E	D	Penalty	Total
105	291	ABAD Nestor	ESP	5.500	5.0		10.500
106	361	RAMSAHAI Yazz	NED	5.900	4.4		10.300
107	381	VEFIC Petar	SRB	6.466	3.8		10.266
108	311	JIMSHELEISHVILI Ioane	GEO	5.466	4.2		9.666
109	378	MODOIANU-ZSEDER Toma Roland	ROU	6.400	2.9		9.300
110	262	GAHRAMANOV Aghamurad	AZE	5.700	3.6		9.300
111	288	JACOBSEN Aron	DEN	5.566	3.6		9.166
112	263	SAFAROV Mansum	AZE	4.966	3.9		8.866
113	367	GAWRONSKI Sebastian	POL	7.733	3.2	-3.00	7.933
114	321	GKINIS Stavros	GRE	6.366	3.6	-3.00	6.966
115	389	IDESJOE Karl	SWE	7.066	2.2	-4.00	5.266
116	355	KUZMICKAS Titas	LTU	5.100	3.1	-4.00	4.200
	282	GEORGIU Ilias	CYP	0.000			DNS

NOTE The 8 highest ranked participants in the qualifying competition per apparatus will qualify for the apparatus finals. A maximum number of 2 participant(s) per National Federation are allowed in these finals. 3 reserve participant(s) will be nominated for each final. Exclamation sign (!) at Difficulty score informs that score was under inquiry.

LEGEND  Pommel horse **D** Difficulty **E** Execution

Results By Apparatus



Rank	Bib	Name	NAT	E	D	Penalty	Total	
1	319	PETROUNIAS Eleftherios	GRE	8.900	6.2		15.100	Q
2	397	ASIL Adem	TUR	8.633	6.3		14.933	Q
3	257	HOECK Vinzenz	AUT	8.666	6.2		14.866	Q
4	307	TULLOCH Courtney	GBR	8.633	6.1		14.733	Q
5	254	DAVTYAN Vahagn	ARM	8.666	6.0		14.666	Q
6	252	AVETISYAN Artur	ARM	8.633	6.0		14.633	Q
7	264	SIMONOV Nikita	AZE	8.600	6.0		14.600	Q
8	402	RADIVILOV Igor	UKR	8.400	6.0		14.400	Q
9	305	FRASER Joe	GBR	8.666	5.6		14.266	R1
10	398	KOSAK Mehmet Ayberk	TUR	8.100	6.1		14.200	R2
11	346	CINGOLANI Andrea	ITA	8.066	6.0		14.066	R3
12	289	ZAPATA Rayderley	ESP	8.533	5.5		14.033	
13	377	MARC Razvan-Denis	ROU	8.666	5.3		13.966	
14	317	TOBA Andreas	GER	8.466	5.5		13.966	
15	396	ONDER Ahmet	TUR	8.133	5.8		13.933	
16	284	PILAKOURIS Sokratis	CYP	8.033	5.9		13.933	
17	375	MUNTEAN Andrei Vasile	ROU	8.533	5.3		13.833	
18	265	TIKHONOV Ivan	AZE	8.133	5.7		13.833	
19	374	BURTANETE Gabriel	ROU	8.833	4.9		13.733	
20	364	KARLSEN Jacob	NOR	8.433	5.3		13.733	
21	331	FOX Daniel	IRL	8.033	5.7		13.733	
22	300	SALADINO Leo	FRA	8.600	5.1		13.700	
23	291	ABAD Nestor	ESP	8.366	5.3		13.666	
24	401	KOLODII Pantely	UKR	8.633	5.0		13.633	
25	383	SEIFERT Noe	SUI	8.600	5.0		13.600	
26	328	KISS Balazs	HUN	8.500	5.1		13.600	

Results By Apparatus



Rank	Bib	Name	NAT	E	D	Penalty	Total
27	342	GULIDOV Pavel	ISR	8.166	5.4		13.566
28	378	MODOIANU-ZSEDER Toma Roland	ROU	8.433	5.1		13.533
29	304	HALL James	GBR	8.333	5.2		13.533
30	313	SKHILADZE Levan	GEO	8.700	4.8		13.500
31	345	CASALI Lorenzo Minh	ITA	8.400	5.1		13.500
32	290	PLATA Joel	ESP	8.433	5.0		13.433
33	367	GAWRONSKI Sebastian	POL	8.400	5.0		13.400
34	315	DUNKEL Nils	GER	8.100	5.3		13.400
35	326	TOMCSANYI Benedek	HUN	8.266	5.1		13.366
36	387	TAMSEL Dominic	SUI	8.833	4.5		13.333
37	314	DAUSER Lukas	GER	8.133	5.2		13.333
38	268	CUYLE Glen	BEL	7.633	5.7		13.333
39	362	HEGGEMSNES Sofus	NOR	8.700	4.6		13.300
40	296	KIRMES Robert	FIN	8.566	4.7		13.266
41	395	SENER Kerem	TUR	7.966	5.3		13.266
42	389	IDESJOE Karl	SWE	8.733	4.5		13.233
43	301	DEGOUY Paul	FRA	8.500	4.7		13.200
44	271	ALEKSANDROV Yordan	BUL	8.366	4.8		13.166
45	267	ONOSHIMA Takumi	BEL	8.733	4.4		13.133
46	357	DE MUNCK Loran	NED	8.533	4.6		13.133
47	347	LEVANTESI Matteo	ITA	8.433	4.7		13.133
48	316	TREBING Glenn	GER	8.133	5.0		13.133
49	272	HUDDLESTON David	BUL	7.833	5.3		13.133
50	299	OSBERGER Benjamin	FRA	8.800	4.3		13.100
51	321	GKINIS Stavros	GRE	8.000	5.1		13.100
52	386	PFYL Marco	SUI	8.266	4.8		13.066

Results By Apparatus



Rank	Bib	Name	NAT	E	D	Penalty	Total
53	324	MESZAROS Krisztofer	HUN	8.633	4.4		13.033
54	388	NEMCOVIC Matej	SVK	8.433	4.6		13.033
55	309	ABESADZE Saba	GEO	8.333	4.7		13.033
56	343	ZEIDEL Uri	ISR	8.700	4.3		13.000
57	325	BALAZS Krisztian	HUN	8.600	4.4		13.000
58	259	ARNOLD Manuel Helmut	AUT	8.100	4.9		13.000
58	384	FREY Andrin	SUI	8.100	4.9		13.000
60	297	KOSKI Elias	FIN	8.266	4.7		12.966
61	330	CUNNINGHAM Dominick	IRL	7.866	5.1		12.966
62	311	JIMSHELEISHVILI Ioane	GEO	8.633	4.3		12.933
63	379	BOJANC Luka	SLO	7.800	5.1		12.900
64	255	KHACHIKYAN Gagik	ARM	8.766	4.1		12.866
65	360	GRUENBERG Jermain	NED	8.666	4.2		12.866
66	366	AMBLIE Joar	NOR	8.566	4.3		12.866
66	258	BENDA Alexander	AUT	8.566	4.3		12.866
68	344	BARTOLINI Nicola	ITA	8.533	4.3		12.833
69	323	KRANITIS Nikolaos	GRE	8.600	4.2		12.800
69	340	PYATOV Ron	ISR	8.600	4.2		12.800
71	358	HAGENAAR Jordi	NED	8.400	4.4		12.800
72	306	JARMAN Jake	GBR	8.200	4.6		12.800
73	302	BERNARD Cameron-Lie	FRA	7.600	5.2		12.800
74	359	DE VEER Martijn	NED	8.566	4.2		12.766
75	312	SITCHINAVA Bidzina	GEO	8.466	4.3		12.766
75	266	VAN DEN KEYBUS Luka	BEL	8.466	4.3		12.766
77	400	PAKHNIUK Petro	UKR	8.333	4.4		12.733
78	261	MATIEV Askhab	AUT	8.600	4.1		12.700

Results By Apparatus



Rank	Bib	Name	NAT	E	D	Penalty	Total
79	295	KIRMES Oskar	FIN	8.100	4.6		12.700
80	391	RUMBUTIS David	SWE	8.633	4.0		12.633
81	338	REINHARDSSON Valgard	ISL	8.333	4.3		12.633
82	373	NOGUEIRA Jose	POR	8.400	4.2		12.600
83	363	WIBYE Harald	NOR	8.266	4.3		12.566
84	399	KOVTUN Illia	UKR	7.966	4.6		12.566
85	370	CAMPOS Guilherme	POR	8.300	4.2		12.500
86	350	PLATE Ricards	LAT	8.566	3.9		12.466
87	390	LENBERG Joakim	SWE	8.700	3.7		12.400
88	393	VANSTROEM Kim	SWE	7.800	4.6		12.400
89	381	VEFIC Petar	SRB	7.966	4.4		12.366
90	294	KANERVA Tarmo	FIN	8.033	4.3		12.333
91	353	KUZMICKAS Tomas	LTU	8.166	4.1		12.266
92	270	KUAVITA Noah	BEL	8.066	4.2		12.266
93	273	DIMITROV Dimitar	BUL	7.533	4.7		12.233
93	335	GUNNARSSON Jon	ISL	7.533	4.7		12.233
95	283	ANGONAS Georgios	CYP	8.166	4.0		12.166
96	285	CHARI Michalis	CYP	7.833	4.3		12.133
97	262	GAHRAMANOV Aghamurad	AZE	8.066	4.0		12.066
98	334	GUDMUNDSSON Martin	ISL	8.033	4.0		12.033
99	288	JACOBSEN Aron	DEN	7.833	4.2		12.033
100	371	CATARINO Joel	POR	7.600	4.4		12.000
101	333	MC ATEER Ewan	IRL	8.033	3.9		11.933
102	263	SAFAROV Mansum	AZE	7.500	4.4		11.900
103	292	MIR Nicolau	ESP	7.600	3.9		11.500
104	274	TRIFONOV Teodor	BUL	6.900	4.6		11.500

Results By Apparatus



Rank	Bib	Name	NAT	E	D	Penalty	Total
105	355	KUZMICKAS Titas	LTU	7.866	3.5		11.366
106	336	THORISSON Jonas Ingi	ISL	7.500	3.7		11.200
107	322	KANELLOS Apostolos	GRE	7.466	3.9	-0.30	11.066
108	352	CHASAZYROVAS Gytis	LTU	6.300	4.7		11.000
109	369	ALMEIDA Filipe	POR	6.333	3.2	-0.30	9.233
110	281	GEORGIU Marios	CYP	0.000	0.0		0.000
	339	DOLGOPYAT Artem	ISR	0.000			DNS

NOTE The 8 highest ranked participants in the qualifying competition per apparatus will qualify for the apparatus finals. A maximum number of 2 participant(s) per National Federation are allowed in these finals. 3 reserve participant(s) will be nominated for each final.

LEGEND  Rings **D** Difficulty **E** Execution

Results By Apparatus

V

Rank	Bib	Name	NAT	Vault	E	D	Penalty	Vault Score	Total	
1	253	DAVTYAN Artur	ARM	1	9.533	5.6		15.133	15.149	Q
				2	9.566	5.6		15.166		
2	402	RADIVILOV Igor	UKR	1	9.233	5.6		14.833	14.833	Q
				2	9.233	5.6		14.833		
3	374	BURTANETE Gabriel	ROU	1	9.233	5.6		14.833	14.733	Q
				2	9.033	5.6		14.633		
4	307	TULLOCH Courtney	GBR	1	9.200	5.6		14.800	14.700	Q
				2	8.700	6.0	-0.10	14.600		
5	308	REGINI-MORAN Giarnni	GBR	1	9.366	5.6		14.966	14.683	Q
				2	9.200	5.2		14.400		
6	300	SALADINO Leo	FRA	1	9.000	5.6		14.600	14.483	Q
				2	9.266	5.2	-0.10	14.366		
7	306	JARMAN Jake	GBR	1	9.233	5.6		14.833	14.433	
				2	8.033	6.0		14.033		
8	384	FREY Andrin	SUI	1	9.233	5.0		14.233	14.383	Q
				2	8.933	5.6		14.533		
9	265	TIKHONOV Ivan	AZE	1	9.233	5.2	-0.10	14.333	14.383	Q
				2	8.933	5.6	-0.10	14.433		
10	290	PLATA Joel	ESP	1	9.166	5.6		14.766	14.366	R1
				2	9.166	4.8		13.966		
11	397	ASIL Adem	TUR	1	9.200	6.0		15.200	14.350	R2
				2	8.200	5.6	-0.30	13.500		
12	344	BARTOLINI Nicola	ITA	1	9.200	5.2	-0.10	14.300	14.350	R3
				2	9.300	5.2	-0.10	14.400		

Results By Apparatus

V

Rank	Bib	Name	NAT	Vault	E	D	Penalty	Vault Score	Total
13	289	ZAPATA Rayderley	ESP	1	9.000	5.6		14.600	14.216
				2	9.033	4.8		13.833	
14	330	CUNNINGHAM Dominick	IRL	1	9.266	5.2		14.466	14.166
				2	9.066	4.8		13.866	
15	396	ONDER Ahmet	TUR	1	9.333	5.2		14.533	14.016
				2	8.300	5.2		13.500	
16	391	RUMBUTIS David	SWE	1	9.233	4.8		14.033	14.016
				2	9.200	4.8		14.000	
17	333	MC ATEER Ewan	IRL	1	9.366	5.2		14.566	13.866
				2	7.966	5.2		13.166	
18	273	DIMITROV Dimitar	BUL	1	9.266	5.2		14.466	13.666
				2	7.966	5.2	-0.30	12.866	
19	342	GULIDOV Pavel	ISR	1	9.100	5.2	-0.10	14.200	13.566
				2	7.833	5.2	-0.10	12.933	
20	255	KHACHIKYAN Gagik	ARM	1	9.200	4.8		14.000	13.566
				2	9.133	4.0		13.133	
21	367	GAWRONSKI Sebastian	POL	1	7.966	5.6	-0.30	13.266	13.566
				2	8.666	5.2		13.866	
22	347	LEVANTESI Matteo	ITA	1	9.033	5.2	-0.30	13.933	13.399
				2	7.966	5.2	-0.30	12.866	
23	310	DUDUCHAVA Valiko	GEO	1	7.933	5.2	-0.10	13.033	13.149
				2	8.966	4.4	-0.10	13.266	
	339	DOLGOPYAT Artem	ISR	1	9.333	5.2	-0.10	14.433	DNF
				2				DNS	

Results By Apparatus

V

Rank	Bib	Name	NAT	Vault	E	D	Penalty	Vault Score	Total
------	-----	------	-----	-------	---	---	---------	-------------	-------

NOTE	The 8 highest ranked participants in the qualifying competition per apparatus will qualify for the apparatus finals. A maximum number of 2 participant(s) per National Federation are allowed in these finals. 3 reserve participant(s) will be nominated for each final.
LEGEND	<p>V Vault</p> <p>D Difficulty</p> <p>E Execution</p>

Results By Apparatus



Rank	Bib	Name	NAT	E	D	Penalty	Total	
1	305	FRASER Joe	GBR	8.566	6.5		15.066	Q
2	347	LEVANTESI Matteo	ITA	9.200	5.6		14.800	Q
3	399	KOVTUN Illia	UKR	8.466	6.3		14.766	Q
4	314	DAUSER Lukas	GER	8.366	6.4		14.766	Q
5	394	ARICAN Ferhat	TUR	8.200	6.5		14.700	Q
6	308	REGINI-MORAN Giarnni	GBR	8.566	6.1		14.666	Q
7	396	ONDER Ahmet	TUR	8.066	6.6		14.666	Q
8	292	MIR Nicolau	ESP	8.733	5.9		14.633	Q
9	291	ABAD Nestor	ESP	8.600	5.8		14.400	R1
10	272	HUDDLESTON David	BUL	8.633	5.7		14.333	R2
11	302	BERNARD Cameron-Lie	FRA	7.966	6.3		14.266	R3
12	324	MESZAROS Krisztofer	HUN	8.333	5.9		14.233	
13	360	GRUENBERG Jermain	NED	8.666	5.5		14.166	
14	345	CASALI Lorenzo Minh	ITA	8.566	5.6		14.166	
15	397	ASIL Adem	TUR	8.533	5.6		14.133	
16	304	HALL James	GBR	8.333	5.8		14.133	
17	306	JARMAN Jake	GBR	8.233	5.9		14.133	
17	375	MUNTEAN Andrei Vasile	ROU	8.233	5.9		14.133	
19	293	DIALLO Thierno	ESP	8.200	5.9		14.100	
20	389	IDESJOE Karl	SWE	8.766	5.3		14.066	
21	301	DEGOUY Paul	FRA	8.566	5.5		14.066	
21	387	TAMSEL Dominic	SUI	8.566	5.5		14.066	
23	395	SENER Kerem	TUR	8.366	5.7		14.066	
24	270	KUAVITA Noah	BEL	8.100	5.9		14.000	
25	363	WIBYE Harald	NOR	8.866	5.1		13.966	
26	325	BALAZS Krisztian	HUN	8.166	5.8		13.966	

Results By Apparatus



Rank	Bib	Name	NAT	E	D	Penalty	Total
27	290	PLATA Joel	ESP	8.233	5.7		13.933
28	300	SALADINO Leo	FRA	8.166	5.7		13.866
29	339	DOLGOPYAT Artem	ISR	8.533	5.3		13.833
30	391	RUMBUTIS David	SWE	8.800	5.0		13.800
31	357	DE MUNCK Loran	NED	8.200	5.6		13.800
31	265	TIKHONOV Ivan	AZE	8.200	5.6		13.800
33	303	SALEUR Julien	FRA	8.533	5.2		13.733
34	377	MARC Razvan-Denis	ROU	8.500	5.2		13.700
35	386	PFYL Marco	SUI	7.600	6.1		13.700
36	283	ANGONAS Georgios	CYP	8.566	5.1		13.666
37	362	HEGEMSNES Sofus	NOR	8.466	5.2		13.666
37	327	KARDOS Botond	HUN	8.466	5.2		13.666
39	344	BARTOLINI Nicola	ITA	8.633	5.0		13.633
39	358	HAGENAAR Jordi	NED	8.633	5.0		13.633
41	383	SEIFERT Noe	SUI	7.733	5.9		13.633
42	315	DUNKEL Nils	GER	7.966	5.6		13.566
43	376	BURTANETE Robert	ROU	8.633	4.9		13.533
44	374	BURTANETE Gabriel	ROU	8.233	5.3		13.533
44	267	ONOSHIMA Takumi	BEL	8.233	5.3		13.533
46	266	VAN DEN KEYBUS Luka	BEL	8.700	4.8		13.500
47	403	MELNYKOV Mykyta	UKR	7.433	6.0		13.433
48	297	KOSKI Elias	FIN	8.300	5.1		13.400
49	353	KUZMICKAS Tomas	LTU	8.533	4.8		13.333
50	359	DE VEER Martijn	NED	8.600	4.7		13.300
51	352	CHASAZYROVAS Gytis	LTU	8.300	5.0		13.300
52	295	KIRMES Oskar	FIN	8.233	5.0		13.233

Results By Apparatus



Rank	Bib	Name	NAT	E	D	Penalty	Total
53	330	CUNNINGHAM Dominick	IRL	8.133	5.1		13.233
54	258	BENDA Alexander	AUT	8.466	4.7		13.166
55	342	GULIDOV Pavel	ISR	7.966	5.2		13.166
56	309	ABESADZE Saba	GEO	7.166	6.0		13.166
57	367	GAWRONSKI Sebastian	POL	7.900	5.2		13.100
58	326	TOMCSANYI Benedek	HUN	7.700	5.4		13.100
59	321	GKINIS Stavros	GRE	8.566	4.5		13.066
60	269	CUYLE Nicola	BEL	7.433	5.6		13.033
61	400	PAKHNIUK Petro	UKR	7.000	6.0		13.000
62	322	KANELLOS Apostolos	GRE	8.866	4.1		12.966
63	296	KIRMES Robert	FIN	8.033	4.9		12.933
64	255	KHACHIKYAN Gagik	ARM	8.600	4.3		12.900
65	384	FREY Andrin	SUI	7.600	5.3		12.900
66	331	FOX Daniel	IRL	7.866	5.0		12.866
67	261	MATIEV Askhab	AUT	8.600	4.2		12.800
68	390	LENBERG Joakim	SWE	8.400	4.4		12.800
69	317	TOBA Andreas	GER	7.766	5.0		12.766
70	274	TRIFONOV Teodor	BUL	8.433	4.3		12.733
71	343	ZEIDEL Uri	ISR	8.133	4.6		12.733
72	338	REINHARDSSON Valgard	ISL	7.933	4.8		12.733
73	259	ARNOLD Manuel Helmut	AUT	8.500	4.2		12.700
73	285	CHARI Michalis	CYP	8.500	4.2		12.700
73	260	RUDY Ricardo	AUT	8.500	4.2		12.700
76	393	VANSTROEM Kim	SWE	8.233	4.4		12.633
77	312	SITCHINAVA Bidzina	GEO	8.033	4.6		12.633
78	262	GAHRAMANOV Aghamurad	AZE	8.000	4.6		12.600

Results By Apparatus



Rank	Bib	Name	NAT	E	D	Penalty	Total
79	373	NOGUEIRA Jose	POR	8.466	4.1		12.566
80	350	PLATE Ricards	LAT	8.366	4.2		12.566
81	336	THORISSON Jonas Ingi	ISL	8.633	3.9		12.533
82	366	AMBLIE Joar	NOR	8.800	3.7		12.500
83	355	KUZMICKAS Titas	LTU	8.766	3.7		12.466
84	294	KANERVA Tarmo	FIN	8.100	4.3		12.400
85	316	TREBING Glenn	GER	7.266	5.1		12.366
86	320	KELESIDIS Georgios	GRE	7.933	4.4		12.333
87	271	ALEKSANDROV Yordan	BUL	6.700	5.5		12.200
88	333	MC ATEER Ewan	IRL	7.966	4.2		12.166
89	401	KOLODII Pantely	UKR	7.166	5.0		12.166
90	381	VEFIC Petar	SRB	6.966	5.2		12.166
91	348	ABBADINI Yumin	ITA	7.333	4.7		12.033
92	388	NEMCOVIC Matej	SVK	7.700	4.3		12.000
93	275	RADKOV Rayan	BUL	7.433	4.3		11.733
94	263	SAFAROV Mansum	AZE	8.000	3.7		11.700
95	370	CAMPOS Guilherme	POR	7.566	4.1		11.666
96	264	SIMONOV Nikita	AZE	7.366	4.6	-0.30	11.666
97	288	JACOBSEN Aron	DEN	7.300	4.2		11.500
98	351	TVOROGAL Robert	LTU	5.966	5.4		11.366
99	313	SKHILADZE Levan	GEO	6.233	5.0		11.233
100	284	PILAKOURIS Sokratis	CYP	7.600	3.6		11.200
101	371	CATARINO Joel	POR	7.300	3.9		11.200
102	311	JIMSHELEISHVILI Ioane	GEO	7.133	4.0		11.133
103	340	PYATOV Ron	ISR	5.566	5.4		10.966
104	323	KRANITIS Nikolaos	GRE	7.866	3.0		10.866

Results By Apparatus



Rank	Bib	Name	NAT	E	D	Penalty	Total
105	364	KARLSEN Jacob	NOR	6.866	3.7		10.566
106	369	ALMEIDA Filipe	POR	6.933	3.3		10.233
107	337	VALGEIRSSON Atli Snaer	ISL	8.500	3.5	-3.00	9.000
108	334	GUDMUNDSSON Martin	ISL	7.566	! 3.1	-3.00	7.666
	282	GEORGIU Ilias	CYP	0.000			DNS

NOTE The 8 highest ranked participants in the qualifying competition per apparatus will qualify for the apparatus finals. A maximum number of 2 participant(s) per National Federation are allowed in these finals. 3 reserve participant(s) will be nominated for each final. Exclamation sign (!) at Difficulty score informs that score was under inquiry.

LEGEND  Parallel bars **D** Difficulty **E** Execution

Results By Apparatus



Rank	Bib	Name	NAT	E	D	Penalty	Total	
1	281	GEORGIU Marios	CYP	8.433	! 5.8		14.233	Q
2	396	ONDER Ahmet	TUR	8.333	5.9		14.233	Q
3	383	SEIFERT Noe	SUI	8.433	5.7		14.133	Q
4	270	KUAVITA Noah	BEL	8.266	5.8		14.066	Q
5	290	PLATA Joel	ESP	8.100	5.9		14.000	Q
6	351	TVOROGAL Robert	LTU	8.366	5.6		13.966	Q
7	304	HALL James	GBR	8.400	5.5		13.900	Q
8	301	DEGOUY Paul	FRA	8.533	5.3		13.833	Q
9	386	PFYL Marco	SUI	8.233	5.6		13.833	R1
10	291	ABAD Nestor	ESP	8.500	5.3		13.800	R2
11	348	ABBADINI Yumin	ITA	8.200	5.6		13.800	R3
12	267	ONOSHIMA Takumi	BEL	8.833	4.9		13.733	
13	318	KOCHAN Lucas	GER	8.533	5.2		13.733	
14	325	BALAZS Krisztian	HUN	8.133	5.6		13.733	
15	305	FRASER Joe	GBR	8.200	5.5		13.700	
16	362	HEGGENSNES Sofus	NOR	8.466	5.2		13.666	
17	271	ALEKSANDROV Yordan	BUL	8.433	5.2		13.633	
18	324	MESZAROS Krisztofer	HUN	8.100	5.5		13.600	
19	358	HAGENAAR Jordi	NED	8.366	5.2		13.566	
20	385	KRATTER Moreno	SUI	8.066	5.5		13.566	
21	347	LEVANTESI Matteo	ITA	8.433	5.1		13.533	
22	314	DAUSER Lukas	GER	8.200	5.3		13.500	
23	360	GRUENBERG Jermain	NED	8.866	4.6		13.466	
24	266	VAN DEN KEYBUS Luka	BEL	8.066	5.4		13.466	
25	276	SRBIC Tin	CRO	7.766	5.7		13.466	
26	296	KIRMES Robert	FIN	8.500	4.9		13.400	

Results By Apparatus



Rank	Bib	Name	NAT	E	D	Penalty	Total
26	377	MARC Razvan-Denis	ROU	8.500	4.9		13.400
26	292	MIR Nicolau	ESP	8.500	4.9		13.400
29	265	TIKHONOV Ivan	AZE	8.300	5.1		13.400
30	341	MYAKININ Alexander	ISR	7.600	5.8		13.400
31	258	BENDA Alexander	AUT	8.266	5.1		13.366
31	345	CASALI Lorenzo Minh	ITA	8.266	5.1		13.366
33	327	KARDOS Botond	HUN	8.333	5.0		13.333
33	400	PAKHNIUK Petro	UKR	8.333	5.0		13.333
35	257	HOECK Vinzenz	AUT	8.800	4.5		13.300
36	344	BARTOLINI Nicola	ITA	8.866	4.4		13.266
37	359	DE VEER Martijn	NED	8.366	4.9		13.266
37	297	KOSKI Elias	FIN	8.366	4.9		13.266
39	283	ANGONAS Georgios	CYP	8.433	4.8		13.233
40	384	FREY Andrin	SUI	8.333	4.9		13.233
41	306	JARMAN Jake	GBR	8.600	4.6		13.200
42	330	CUNNINGHAM Dominick	IRL	8.466	4.7		13.166
43	394	ARICAN Ferhat	TUR	8.433	4.7		13.133
44	391	RUMBUTIS David	SWE	8.200	4.9		13.100
45	300	SALADINO Leo	FRA	8.033	5.0		13.033
46	293	DIALLO Thierno	ESP	8.400	4.6		13.000
47	378	MODOIANU-ZSEDER Toma Roland	ROU	8.100	4.9		13.000
48	353	KUZMICKAS Tomas	LTU	8.266	4.7		12.966
49	389	IDESJOE Karl	SWE	8.166	4.8		12.966
50	295	KIRMES Oskar	FIN	8.166	4.7		12.866
50	303	SALEUR Julien	FRA	8.166	4.7		12.866
52	374	BURTANETE Gabriel	ROU	8.633	4.2		12.833

Results By Apparatus



Rank	Bib	Name	NAT	E	D	Penalty	Total
52	264	SIMONOV Nikita	AZE	8.633	4.2		12.833
54	272	HUDDLESTON David	BUL	8.433	4.4		12.833
55	339	DOLGOPYAT Artem	ISR	8.133	4.7		12.833
56	401	KOLODII Pantely	UKR	8.233	4.5		12.733
57	369	ALMEIDA Filipe	POR	8.766	3.9		12.666
58	371	CATARINO Joel	POR	8.366	4.3		12.666
59	261	MATIEV Askhab	AUT	8.533	4.1		12.633
60	397	ASIL Adem	TUR	7.933	4.7		12.633
60	322	KANELLOS Apostolos	GRE	7.933	4.7		12.633
62	364	KARLSEN Jacob	NOR	8.800	3.8		12.600
63	334	GUDMUNDSSON Martin	ISL	8.300	4.3		12.600
63	381	VEFIC Petar	SRB	8.300	4.3		12.600
65	370	CAMPOS Guilherme	POR	8.566	4.0		12.566
66	363	WIBYE Harald	NOR	8.066	4.5		12.566
67	373	NOGUEIRA Jose	POR	8.233	4.3		12.533
68	321	GKINIS Stavros	GRE	8.500	4.0		12.500
69	376	BURTANETE Robert	ROU	8.300	4.2		12.500
69	274	TRIFONOV Teodor	BUL	8.300	4.2		12.500
71	365	SKOGVANG Peder	NOR	8.166	4.3		12.466
72	313	SKHILADZE Levan	GEO	8.233	4.2		12.433
73	399	KOVTUN Illia	UKR	7.133	5.3		12.433
74	302	BERNARD Cameron-Lie	FRA	8.166	! 4.2		12.366
75	393	VANSTROEM Kim	SWE	8.333	4.0		12.333
76	338	REINHARDSSON Valgard	ISL	8.033	4.3		12.333
77	316	TREBING Glenn	GER	7.433	4.9		12.333
78	352	CHASAZYROVAS Gytis	LTU	8.400	3.9		12.300

Results By Apparatus



Rank	Bib	Name	NAT	E	D	Penalty	Total
79	275	RADKOV Rayan	BUL	8.066	4.2		12.266
80	323	KRANITIS Nikolaos	GRE	8.133	4.1		12.233
81	294	KANERVA Tarmo	FIN	7.933	4.3		12.233
82	269	CUYLE Nicola	BEL	7.533	4.7		12.233
83	382	DEJANOVIC Ivan	SRB	7.233	5.0		12.233
84	333	MC ATEER Ewan	IRL	8.200	4.0		12.200
85	326	TOMCSANYI Benedek	HUN	7.766	4.4		12.166
86	390	LENBERG Joakim	SWE	8.733	3.4		12.133
87	336	THORISSON Jonas Ingi	ISL	8.633	3.5		12.133
88	255	KHACHIKYAN Gagik	ARM	8.433	3.7		12.133
89	285	CHARI Michalis	CYP	8.333	3.8		12.133
90	343	ZEIDEL Uri	ISR	7.733	4.3		12.033
91	320	KELESIDIS Georgios	GRE	7.600	4.4		12.000
92	331	FOX Daniel	IRL	8.466	3.5		11.966
93	395	SENER Kerem	TUR	7.666	4.3		11.966
94	317	TOBA Andreas	GER	7.033	4.9		11.933
95	259	ARNOLD Manuel Helmut	AUT	7.833	3.8		11.633
96	262	GAHRAMANOV Aghamurad	AZE	7.066	4.5		11.566
97	263	SAFAROV Mansum	AZE	7.566	3.8		11.366
98	288	JACOBSEN Aron	DEN	7.066	4.1		11.166
99	367	GAWRONSKI Sebastian	POL	6.366	4.8		11.166
100	355	KUZMICKAS Titas	LTU	7.933	3.2		11.133
101	309	ABESADZE Saba	GEO	7.266	3.8		11.066
102	361	RAMSAHAI Yazz	NED	7.033	4.0		11.033
103	340	PYATOV Ron	ISR	6.400	4.6		11.000
104	350	PLATE Ricards	LAT	6.300	4.4		10.700

Results By Apparatus



Rank	Bib	Name	NAT	E	D	Penalty	Total
105	388	NEMCOVIC Matej	SVK	7.433	3.2		10.633
106	312	SITCHINAVA Bidzina	GEO	6.433	4.2		10.633
107	308	REGINI-MORAN Giarnni	GBR	6.000	3.9		9.900
108	403	MELNYKOV Mykyta	UKR	4.333	5.2		9.533
109	311	JIMSHELEISHVILI Ioane	GEO	6.300	3.8	-3.00	7.100
	282	GEORGIU Ilias	CYP	0.000			DNS
	335	GUNNARSSON Jon	ISL	0.000			DNS

NOTE The 8 highest ranked participants in the qualifying competition per apparatus will qualify for the apparatus finals. A maximum number of 2 participant(s) per National Federation are allowed in these finals. 3 reserve participant(s) will be nominated for each final. Exclamation sign (!) at Difficulty score informs that score was under inquiry.

LEGEND



Horizontal bar

D Difficulty

E Execution