





**RESULTS**  
**WOMEN'S FLOOR EXERCISE QUALIFICATION**



Rank	Bib	Name	NOC Code	D Score	E Score	Pen.	Total
1	50	VARINSKA Diana	 UKR	5.300	8,250		13,550
2	28	DOWNIE Elissa	 GBR	5.300	8,200		13,500
3	15	HOLASOVA Aneta	 CZE	4.900	8,250		13,150
4	26	BOYER Marine	 FRA	4.900	8,150	-0.10	12,950
5	30	KOVACS Zsofia	 HUN	5.000	8,000	-0.10	12,900
6	46	MEJIAS Paula	 PUR	5.100	7,650		12,750
7	6	ALISTRATAVA Anastasiya	 BLR	4.700	7,950		12,650
8	3	MACIAS Sira	 ARG	4.800	7,850		12,650
9	31	PETER Sara	 HUN	4.900	7,500	-0.10	12,300
10	13	DEREK Ana	 CRO	5.200	7,050		12,250
11	19	MOHAMED Mandy	 EGY	4.400	7,800		12,200
12	7	METELITSA Ganna	 BLR	4.400	7,700		12,100
13	37	RAZ Lihie	 ISR	4.500	7,550		12,050
14	11	SANTI Franchesca	 CHI	4.500	7,500		12,000
15	54	KHALILOVA Ominakhon	 UZB	4.500	7,450		11,950
16	21	KETTUNEN Enni	 FIN	4.400	7,600	-0.10	11,900
17	47	AGAFONOVA Anastasiia	 RUS	4.800	7,100		11,900
18	29	AFRATI Argyro	 GRE	3.900	7,900		11,800
19	14	JESSENOVA Sandra	 CZE	4.200	7,550		11,750
21	53	CHUSOVITINA Oksana	 UZB	4.100	7,500		11,600
22	5	MADER Jasmin	 AUT	4.300	7,400	-0.10	11,600
23	43	PITREZ Mariana	 POR	4.400	7,200		11,600
24	27	FENTON Georgia-Mae	 GBR	4.900	7,000	-0.30	11,600
25	41	SOEDERSTROEM Julie	 NOR	4.100	7,450		11,550
26	35	KRISTINSOTTIR Margret Lea	 ISL	4.100	7,400		11,500
27	33	SAZONOVA Irina	 ISL	4.200	7,300		11,500
28	12	MONTOYA Camila	 CRC	4.400	7,100		11,500
29	38	LAVY Meitar	 ISR	4.300	7,400	-0.30	11,400

**RESULTS**  
**WOMEN'S FLOOR EXERCISE QUALIFICATION**



Rank	Bib	Name	NOC Code	D Score	E Score	Pen.	Total
30	42	JANIK Gabriela	 POL	4.000	7,400		11,400
31	51	BACHYNSKA Anastasiia	 UKR	5.100	6,300	-0.10	11,300
32	39	ERICHSEN Julie	 NOR	4.200	7,300	-0.30	11,200
33	4	FRYSAK Bianca	 AUT	4.200	6,900	-0.10	11,000
34	20	KASSEM Hana	 EGY	4.300	6,900	-0.30	10,900
35	1	NAIR Sofia	 ALG	4.100	7,000	-0.30	10,800
36	2	SALEM Lahna	 ALG	3.400	7,200	-0.30	10,300
37	16	BETANCES Camil	 DOM	3.500	4,950		8,450