

































































































RESULTS  
JUNIORS

Rank	Name	NOC Code		D	E1	E2	E3	E4	E5	E6	E Score	Pen.	Total	Rank by App.
<b>1</b>	ACHAMPONG Ondine (2004)	GBR		4.600	9.20	9.30	9.20	9.00			9,200		<b>13.800</b>	(5)
				5.700	7.50	7.60	7.60	7.00			7,550		<b>13.250</b>	(1)
				5.000	8.30	8.30	7.90	8.20			8,250		<b>13.250</b>	(2)
				4.700	8.20	7.20	7.60	8.00			7,800		<b>12.500</b>	(8)
	<b>TOTAL :</b>												<b>52.800</b>	
<b>2</b>	LETRANGE MOUAKIT Alizée (2004)	FRA		4.600	9.30	9.30	9.30	9.00			9,300		<b>13.900</b>	(4)
				5.300	7.80	7.70	7.70	8.00			7,750		<b>13.050</b>	(3)
				4.900	7.70	7.80	7.90	8.20			7,850		<b>12.750</b>	(7)
				4.900	8.10	8.00	8.00	8.10			8,050		<b>12.950</b>	(4)
	<b>TOTAL :</b>												<b>52.650</b>	
<b>3</b>	ANDREOLI Angela (2006)	ITA		4.600	8.80	8.80	8.90	8.70			8,800		<b>13.400</b>	(16)
				5.100	7.90	7.80	7.80	7.80			7,800		<b>12.900</b>	(4)
				5.200	6.90	7.60	7.10	7.40			7,250		<b>12.450</b>	(10)
				4.900	7.50	7.60	7.90	7.20			7,550		<b>12.450</b>	(9)
	<b>TOTAL :</b>												<b>51.200</b>	
<b>4</b>	MINOTTI Micol (2004)	ITA		4.600	8.60	8.60	9.00	8.90			8,750		<b>13.350</b>	(17)
				4.400	7.30	7.60	7.60	7.40			7,500		<b>11.900</b>	(12)
				4.700	8.30	8.20	8.40	8.30			8,300		<b>13.000</b>	(3)
				4.600	8.00	7.90	7.90	8.00			7,950		<b>12.550</b>	(6)
	<b>TOTAL :</b>												<b>50.800</b>	
<b>5</b>	HILTON Halle (2004)	GBR		4.600	8.90	9.00	9.10	9.20			9,050		<b>13.650</b>	(6)
				4.500	6.80	6.70	6.60	6.90			6,750		<b>11.250</b>	(18)
				5.100	7.80	7.90	7.70	7.70			7,750		<b>12.850</b>	(5)
				5.100	7.80	7.80	7.70	8.00			7,800		<b>12.900</b>	(5)
	<b>TOTAL :</b>												<b>50.650</b>	
<b>6</b>	YOUNG Annie (2004)	GBR		4.600	8.80	8.90	8.90	8.70			8,850		<b>13.450</b>	(14)
				5.200	7.90	7.90	7.90	8.00			7,900		<b>13.100</b>	(2)
				5.200	8.10	8.10	8.20	7.90			8,100		<b>13.300</b>	(1)
				4.500	6.80	6.40	6.40	7.10			6,600	-0.30	<b>10.800</b>	(24)
	<b>TOTAL :</b>												<b>50.650</b>	
<b>7</b>	GADIROVA Jessica (2004)	GBR		4.600	9.40	9.40	9.40	9.20			9,400		<b>14.000</b>	(2)
				4.200	7.70	7.70	7.60	8.00			7,700		<b>11.900</b>	(10)
				4.900	6.40	6.80	6.50	6.30			6,450		<b>11.350</b>	(20)
				4.800	8.20	8.00	8.30	8.40			8,250	-0.10	<b>12.950</b>	(3)
	<b>TOTAL :</b>												<b>50.200</b>	
<b>8</b>	BIRCK Julia (2005)	GER		4.000	9.20	9.20	9.10	9.30			9,200		<b>13.200</b>	(19)
				5.000	7.00	7.00	7.50	7.50			7,250		<b>12.250</b>	(7)
				5.200	7.70	7.50	7.40	7.80			7,600		<b>12.800</b>	(6)
				4.600	7.40	7.50	7.20	7.20			7,300		<b>11.900</b>	(15)
	<b>TOTAL :</b>												<b>50.150</b>	




RESULTS  
JUNIORS

Rank	Name	NOC Code		D	E1	E2	E3	E4	E5	E6	E Score	Pen.	Total	Rank by App.
<b>9</b>	VINCENZI Chiara (2005)	ITA		4.600	8.70	9.00	8.80	8.80			8,800		<b>13.400</b>	(15)
				4.400	7.60	7.70	7.80	7.60			7,650		<b>12.050</b>	(8)
				5.100	6.30	6.20	6.90	6.70			6,500		<b>11.600</b>	(17)
				5.000	8.10	8.00	8.00	8.10			8,050		<b>13.050</b>	(2)
<b>TOTAL :</b>				<b>50.100</b>										
<b>10</b>	ESPOSITO Manila (2006)	ITA		4.600	9.00	8.60	9.00	8.90			8,950		<b>13.550</b>	(11)
				4.900	7.90	7.70	7.90	7.70			7,800		<b>12.700</b>	(6)
				3.900	7.30	7.30	6.60	7.10			7,200		<b>11.100</b>	(21)
				4.900	7.70	7.70	7.70	7.60			7,700	-0.30	<b>12.300</b>	(10)
<b>TOTAL :</b>				<b>49.650</b>										
<b>11</b>	GADIROVA Jennifer (2004)	GBR		4.600	9.40	9.40	9.50	9.40			9,400		<b>14.000</b>	(1)
				3.600	6.00	6.40	6.20	6.40			6,300		<b>9.900</b>	(25)
				4.800	7.60	7.90	7.60	7.20			7,600		<b>12.400</b>	(12)
				5.000	8.20	8.40	8.50	8.20			8,300		<b>13.300</b>	(1)
<b>TOTAL :</b>				<b>49.600</b>										
<b>12</b>	PASSERON Clarisse (2005)	FRA		4.600	8.90	9.10	9.10	8.90			9,000		<b>13.600</b>	(8)
				4.600	6.40	6.30	6.30	6.70			6,350		<b>10.950</b>	(22)
				5.100	8.00	7.80	8.00	7.70			7,900		<b>13.000</b>	(4)
				4.800	7.40	7.80	7.30	7.00			7,350	-0.10	<b>12.050</b>	(12)
<b>TOTAL :</b>				<b>49.600</b>										
<b>13</b>	BICKEL Lena (2004)	SUI		4.600	8.90	8.90	8.90	9.00			8,900		<b>13.500</b>	(13)
				4.400	6.90	7.00	7.20	6.80			6,950		<b>11.350</b>	(15)
				4.900	7.40	7.80	7.90	7.60			7,700		<b>12.600</b>	(9)
				4.300	7.50	7.30	7.20	7.50			7,400		<b>11.700</b>	(18)
<b>TOTAL :</b>				<b>49.150</b>										
<b>14</b>	EUGENE Maelys (2004)	FRA		4.800	9.20	9.10	9.20	9.10			9,150		<b>13.950</b>	(3)
				3.900	7.30	7.10	6.90	7.40			7,200		<b>11.100</b>	(20)
				4.800	6.80	7.00	6.30	6.90			6,850		<b>11.650</b>	(16)
				4.600	7.40	7.50	7.40	6.80			7,400		<b>12.000</b>	(13)
<b>TOTAL :</b>				<b>48.700</b>										
<b>15</b>	QUAAS Lea Marie (2005)	GER		4.600	8.60	8.60	8.80	9.10			8,700		<b>13.300</b>	(18)
				4.400	7.40	7.40	7.50	8.40			7,450		<b>11.850</b>	(13)
				4.600	8.00	7.60	7.80	7.80			7,800		<b>12.400</b>	(11)
				4.300	6.90	6.90	6.90	7.00			6,900	-0.10	<b>11.100</b>	(22)
<b>TOTAL :</b>				<b>48.650</b>										
<b>16</b>	GARCIA Elise (2004)	FRA		4.000	8.70	8.70	8.80	8.60			8,700		<b>12.700</b>	(22)
				5.000	6.50	6.40	6.50	6.20			6,450		<b>11.450</b>	(14)
				4.600	7.20	6.80	7.60	7.10			7,150		<b>11.750</b>	(15)
				4.500	8.00	8.00	8.00	8.00			8,000		<b>12.500</b>	(7)
<b>TOTAL :</b>				<b>48.400</b>										

RESULTS  
JUNIORS

Rank	Name	NOC Code		D	E1	E2	E3	E4	E5	E6	E Score	Pen.	Total	Rank by App.
<b>17</b>	WAHL Mathilde (2004)	FRA		4.600	9.10	8.90	8.90	8.80			8,900		<b>13.500</b>	(12)
				5.100	6.10	6.60	6.30	5.90			6,200		<b>11.300</b>	(17)
				4.600	7.60	7.50	7.60	7.70			7,600		<b>12.200</b>	(13)
				4.600	7.00	6.80	7.40	7.80			7,200	-0.60	<b>11.200</b>	(20)
<hr/>														
<b>18</b>	HABISREUTINGER Lilli (2004)	SUI		4.600	8.90	9.10	9.00	9.00			9,000		<b>13.600</b>	(9)
				4.800	7.30	7.10	7.20	7.30			7,250		<b>12.050</b>	(9)
				4.900	5.90	6.10	6.10	6.10			6,100	-0.10	<b>10.900</b>	(24)
				4.500	6.60	6.80	6.50	6.70			6,650		<b>11.150</b>	(21)
<hr/>														
<b>19</b>	KUNZ Michelle (2004)	GER		4.600	8.80	8.90	9.40	9.10			9,000		<b>13.600</b>	(7)
				4.200	6.80	7.10	6.40	7.00			6,900		<b>11.100</b>	(21)
				4.900	6.90	7.00	6.90	6.50			6,900		<b>11.800</b>	(14)
				4.500	6.70	7.00	6.80	6.70			6,750	-0.20	<b>11.050</b>	(23)
<hr/>														
<b>20</b>	LEONE Giorgia (2006)	ITA		4.600	8.90	8.80	9.00	9.00			8,950		<b>13.550</b>	(10)
				4.900	6.30	6.70	6.40	6.10			6,350		<b>11.250</b>	(19)
				4.300	6.80	6.90	7.20	7.40			7,050		<b>11.350</b>	(19)
				4.500	7.30	6.90	7.00	7.40			7,150	-0.30	<b>11.350</b>	(19)
<hr/>														
<b>21</b>	HAECKER Lona (2005)	GER		4.000	9.00	9.00	9.00	9.00			9,000		<b>13.000</b>	(20)
				4.400	6.00	6.50	6.70	6.40			6,450		<b>10.850</b>	(23)
				4.700	6.90	6.80	6.80	7.00			6,850		<b>11.550</b>	(18)
				4.400	7.50	7.90	7.80	6.20			7,650	-0.10	<b>11.950</b>	(14)
<hr/>														
<b>22</b>	STEFFEN Lou (2004)	SUI		3.900	8.60	8.70	9.00	8.80			8,750		<b>12.650</b>	(23)
				4.800	6.70	6.30	6.40	6.80			6,550		<b>11.350</b>	(16)
				4.400	6.50	6.50	6.70	6.10			6,500		<b>10.900</b>	(23)
				4.600	7.70	7.60	7.60	7.50			7,600	-0.10	<b>12.100</b>	(11)
<hr/>														
<b>23</b>	EISENEGGER Martina (2005)	SUI		3.500	8.50	8.80	8.50	8.50			8,500	-0.10	<b>11.900</b>	(24)
				4.300	7.80	7.20	7.40	8.00			7,600		<b>11.900</b>	(11)
				4.600	6.40	6.40	6.50	6.30			6,400		<b>11.000</b>	(22)
				4.400	6.20	6.30	6.40	6.50			6,350		<b>10.750</b>	(25)
<hr/>														
<b>24</b>	BILLET Marielle (2005)	GER		4.000	8.90	8.90	9.10	9.00			8,950		<b>12.950</b>	(21)
				3.700	6.80	7.00	6.60	6.20			6,700		<b>10.400</b>	(24)
				4.600	5.40	5.70	5.80	5.70			5,700		<b>10.300</b>	(25)
				4.200	7.60	7.50	7.70	7.90			7,650		<b>11.850</b>	(16)

**RESULTS**  
**JUNIORS**

Rank	Name	NOC Code	D	E1	E2	E3	E4	E5	E6	E Score	Pen.	Total	Rank by App.
25	GERMANN Agathe (2004)	SUI		4.500	8.10	8.10	8.40	7.70		8,100		12.600	(8)
				4.300	7.50	7.60	7.60	7.40		7,550		11.850	(17)
<b>TOTAL :</b>				<b>24.450</b>									
26	CAMPAGNARO Camilla (2004)	ITA		4.800	8.00	8.00	8.00	7.70		8,000		12.800	(5)
<b>TOTAL :</b>				<b>12.800</b>									