












RESULTS
SENIORS

Rank	Name	NOC Code		D	E1	E2	E3	E4	E5	E6	E Score	Pen.	Total	Rank by App.
1	TIMM Michelle (1997)	GER		4.600	9.00	9.10	9.10	8.90			9,050		13.650	(2)
				4.800	7.30	7.40	7.30	7.60			7,350		12.150	(2)
				5.200	7.70	7.70	7.70	8.00			7,700		12.900	(1)
				4.900	7.60	7.60	7.30	7.70			7,600		12.500	(1)
TOTAL :													51.200	
2	WILDI Anina (2002)	SUI		4.600	8.70	8.60	8.60	8.70			8,650		13.250	(3)
				4.600	5.90	5.80	6.10	5.90			5,900		10.500	(3)
				4.900	5.50	5.60	5.90	5.60			5,600		10.500	(3)
				4.200	7.20	7.10	6.80	6.80			6,950	-0.30	10.850	(2)
TOTAL :													45.100	
3	VANHILLE Louise (1998)	FRA		4.600	9.10	9.30	9.30	9.30			9,300		13.900	(1)
				5.400	8.20	8.30	8.20	8.00			8,200		13.600	(1)
				5.100	7.60	7.60	8.10	7.30			7,600		12.700	(2)
TOTAL :													40.200	